


2005

*Rankings of Effectiveness, Attendance,
and Roll Call Voting Participation for the
2005 North Carolina General Assembly*



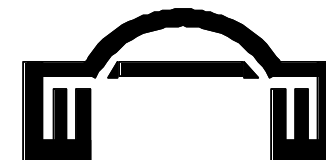
A report by

The North Carolina Center for Public Policy Research

April 2006

Table of Contents:

Rankings of Effectiveness, Attendance, and Roll Call Voting Participation for the 2005 North Carolina General Assembly



Methodology and Response Rates for the 2005 Legislative Effectiveness Survey	4
Effectiveness Rankings for Members of the 2005 N.C. Senate	5
Alphabetical Listing	9
Effectiveness Rankings for Members of the 2005 N.C. House of Representatives	10
Alphabetical Listing	18
Key Terminology for Attendance and Roll Call Voting Participation Records of the 2005 N.C. General Assembly	20
Legislative Session Attendance Rankings for Members of the 2005 N.C. Senate	21
Alphabetical Listing	24
Legislative Session Attendance Rankings for Members of the 2005 N.C. House of Representatives.....	25
Alphabetical Listing	31
Roll Call Voting Participation Rankings for Members of the 2005 N.C. Senate	32
Alphabetical Listing	35
Roll Call Voting Participation Rankings for Members of the 2005 N.C. House of Representatives	36
Alphabetical Listing	42
About the North Carolina Center for Public Policy Research	43

Methodology and Response Rates for the 2005 Legislative Effectiveness Survey



The N.C. Center for Public Policy Research conducted its legislative survey during January, February and March of 2006. At that time, all 50 state Senators, 120 Representatives, 442 registered lobbyists (including the lead state agency legislative liaisons), and 16 state capital news correspondents were asked to rate the effectiveness of each member of the North Carolina General Assembly on a scale of one to 10. Senators were asked to rank only other Senators, and Representatives rated only their fellow Representatives.

Eighty-one of the 120 House members (68%) responded to the Center's survey, as did 36 of the 50 Senators (72%), 173 of the 442 lobbyists and lead legislative liaisons based in North Carolina (39%), and 10 of 16 capital news correspondents (63%). The overall response rate was 48%.

The survey's purpose was to identify the most effective legislators in the General Assembly. The Center asked respondents to base their ratings on legislators' participation in committee work, their skill at guiding bills through committee and floor debate, their general knowledge and expertise in special fields, the respect they command from peers, the enthusiasm with which they execute various legislative responsibilities, the political power they hold (by virtue of office, longevity, or personal skills), their ability to sway the opinions of fellow legislators, and their aptitude for the overall legislative process. Respondents were asked to use these criteria, as well as their own personal knowledge of the General Assembly and personal perceptions of those who serve there, in replying to the Center's questionnaire.

The following pages list the effectiveness rankings for the 2005 North Carolina Senate and House of Representatives and include rankings from previous legislative sessions where applicable.

Effectiveness Rankings for Members of the 2005 N.C. Senate



Name of <u>Senator</u>	Effectiveness Ranking in:		Previous Effectiveness Rankings (where applicable)								
	<u>2005</u>	<u>2003</u>	<u>2001</u>	<u>1999</u>	<u>1997</u>	<u>1995</u>	<u>1993</u>	<u>1991</u>	<u>1989</u>	<u>1987</u>	<u>1985</u>
Basnight, Marc (D-Dare)	1	1	1	1	1	1	1	2	4	16	34
Rand, Anthony (Tony) (D-Cumberland)	2	2	2	2	3	2	NA	NA	NA	3	3 (tie)
Hoyle, David W. (D-Gaston)	3	3	3	4	6	9	36	NA	NA	NA	NA
Clodfelter, Daniel (Dan) G. (D-Mecklenburg)	4	4	11	19	NA	NA	NA	NA	NA	NA	NA
Dalton, Walter H. (D-Rutherford)	5	6	9	12	30	NA	NA	NA	NA	NA	NA
Garrou, Linda (D-Forsyth)	6	7	25	35	NA	NA	NA	NA	NA	NA	NA
Hagan, Kay R. (D-Guilford)	7	9	20	32	NA	NA	NA	NA	NA	NA	NA
Soles, R.C., Jr. (D-Columbus)	8	8	10	10	10	12	14	7	11	10	10
Kerr, John H., III (D-Wayne)	9	5	6	7	9	10	15	16*	24*	62*	NA
Hartsell, Fletcher L., Jr. (R-Cabarrus)	10	10	19	14	17	20	43	46	NA	NA	NA
Purcell, William (Bill) R. (D-Scotland)	11	12	16	20	NA	NA	NA	NA	NA	NA	NA
Albertson, Charles W. (D-Duplin)	12	16	22	15	20	18	37	82 (tie)*	109*	NA	NA
Swindell, Albin B. (A.B.), IV (D-Nash)	13	14	27	NA	NA	NA	NA	NA	NA	NA	NA
Nesbitt, Martin L., Jr. (D-Buncombe)	14	16*	13*	6*	20*	NA	2*	4*	12*	5*	13*
Thomas, Scott (D-Craven)	15	18	29	73*	NA	NA	NA	NA	NA	NA	NA

*Indicates effectiveness ranking while in the N.C. House of Representatives.

Effectiveness Rankings for Members of the 2005 N.C. Senate



Name of <u>Senator</u>	Effectiveness Ranking in:		Previous Effectiveness Rankings (where applicable)								
	<u>2005</u>	<u>2003</u>	<u>2001</u>	<u>1999</u>	<u>1997</u>	<u>1995</u>	<u>1993</u>	<u>1991</u>	<u>1989</u>	<u>1987</u>	<u>1985</u>
Berger, Philip E. (R-Rockingham)	16	21	44	NA	NA	NA	NA	NA	NA	NA	NA
Weinstein, David F. (D-Robeson)	17	19	24	26	32	NA	NA	NA	NA	NA	NA
Jenkins, S. Clark (D-Edgecombe)	18	40	NA	NA	NA	NA	NA	NA	NA	NA	NA
Lucas, Jeanne Hopkins (D-Durham)	19	22	23	29	23	32	NA	NA	NA	NA	NA
Boseman, Julia (D-New Hanover)	20	NA	NA	NA	NA	NA	NA	NA	NA	NA	NA
Dannelly, Charlie S. (D-Mecklenburg)	21	23	34	37	36	41	NA	NA	NA	NA	NA
Stevens, Richard Y. (R-Wake)	22	25	NA	NA	NA	NA	NA	NA	NA	NA	NA
Bingham, Stan (R-Davidson)	23	31	46	NA	NA	NA	NA	NA	NA	NA	NA
Forrester, James (Jim) (R-Gaston)	24	24	30	25	26	28	40	47	NA	NA	NA
Cowell, Janet (D-Wake)	25	NA	NA	NA	NA	NA	NA	NA	NA	NA	NA
Apodaca, Thomas (Tom) M. (R-Henderson)	26	32	NA	NA	NA	NA	NA	NA	NA	NA	NA
Kinnaird, Eleanor (Ellie) (D-Orange)	27	27	31	40	42	NA	NA	NA	NA	NA	NA
Malone, Vernon (D-Wake)	28	36	NA	NA	NA	NA	NA	NA	NA	NA	NA
Dorsett, Katie G. (D-Guilford)	29	37	NA	NA	NA	NA	NA	NA	NA	NA	NA
Garwood, John A. (R-Wilkes)	30	28	42	45	44	NA	NA	NA	NA	NA	NA

*Indicates effectiveness ranking while in the N.C. House of Representatives.

Effectiveness Rankings for Members of the 2005 N.C. Senate



Name of Senator	Effectiveness Ranking in:		Previous Effectiveness Rankings (where applicable)								
	<u>2005</u>	<u>2003</u>	<u>2001</u>	<u>1999</u>	<u>1997</u>	<u>1995</u>	<u>1993</u>	<u>1991</u>	<u>1989</u>	<u>1987</u>	<u>1985</u>
Smith, Fred (R-Johnston)	31	30	NA	NA	NA	NA	NA	NA	NA	NA	NA
Snow, John J., Jr. (D-Cherokee)	32	NA	NA	NA	NA	NA	NA	NA	NA	NA	NA
Berger, Doug (D-Franklin)	33	NA	NA	NA	NA	NA	NA	NA	NA	NA	NA
Tillman, Jerry W. (R-Randolph)	34	43	NA	NA	NA	NA	NA	NA	NA	NA	NA
Shaw, Larry (D-Cumberland)	35	34	43	33	41	108*	NA	NA	NA	NA	NA
Brown, Harry (R-Onslow)	36	NA	NA	NA	NA	NA	NA	NA	NA	NA	NA
Holloman, Robert L. (D-Hertford)	37	44	NA	NA	NA	NA	NA	NA	NA	NA	NA
Allran, Austin M. (R-Catawba)	38	41	47	43 (tie)	40	33	47	43	47	48	89*
Graham, Malcolm (D-Mecklenburg)	39	NA	NA	NA	NA	NA	NA	NA	NA	NA	NA
Hunt, Neal (R-Wake)	40	NA	NA	NA	NA	NA	NA	NA	NA	NA	NA
Goodall, W. Edward (Eddie), Jr. (R-Union)	41	NA	NA	NA	NA	NA	NA	NA	NA	NA	NA
Atwater, Robert (Bob) C. (D-Chatham)	42	NA	NA	NA	NA	NA	NA	NA	NA	NA	NA
Blake, Harris (R-Moore)	43	47	NA	NA	NA	NA	NA	NA	NA	NA	NA
East, Don W. (R-Surry)	44	NA	NA	48	45	46	NA	NA	NA	NA	NA
Brock, Andrew C. (R-Davie)	45	50	NA	NA	NA	NA	NA	NA	NA	NA	NA

*Indicates effectiveness ranking while in the N.C. House of Representatives.

Effectiveness Rankings for Members of the 2005 N.C. Senate



Name of <u>Senator</u>	Effectiveness Ranking in:		Previous Effectiveness Rankings (where applicable)								
	<u>2005</u>	<u>2003</u>	<u>2001</u>	<u>1999</u>	<u>1997</u>	<u>1995</u>	<u>1993</u>	<u>1991</u>	<u>1989</u>	<u>1987</u>	<u>1985</u>
Presnell, Keith W. (R-Yancey)	46	NA	NA	NA	NA	NA	NA	NA	NA	NA	NA
Pittenger, Robert M. (R-Mecklenburg)	47	39	NA	NA	NA	NA	NA	NA	NA	NA	NA
Jacumin, Jim (R-Burke)	48	NA	NA	NA	NA	NA	NA	NA	NA	NA	NA
Webster, Hugh (R-Alamance)	49	46	48	49	43	43	NA	NA	NA	NA	NA

Note: Only 49 of the 50 members of the state Senate are included in this ranking because of the death of Senator Hamilton C. Horton, Jr., who passed away on January 31, 2006. Senator Horton was replaced by Senator William B. Miller on March 8, 2006. Senator Scott Thomas resigned from the Senate on January 18, 2006 and was replaced by Senator C.W. (Pete) Bland on February 1, 2006.

*Indicates effectiveness ranking while in the N.C. House of Representatives.

2005 N.C. Senate Effectiveness Rankings, Alphabetical Order by Senator



The number is the Senator's ranking out of the 49 Senators who were ranked.

<u>Senator</u>	2005 Effectiveness Ranking
Albertson, Charles W.	12
Allran, Austin M.	38
Apodaca, Thomas (Tom) M.	26
Atwater, Robert (Bob) C.	42
Basnight, Marc	1
Berger, Doug	33
Berger, Philip E.	16
Bingham, Stan	23
Blake, Harris D.	43
Boseman, Julia	20
Brock, Andrew C.	45
Brown, Harry	36
Clodfelter, Daniel (Dan) G.	4
Cowell, Janet	25
Dalton, Walter H.	5
Dannelly, Charlie S.	21
Dorsett, Katie G.	29
East, Don W.	44
Forrester, James (Jim) S.	24
Garrou, Linda	6
Garwood, John A.	30
Goodall, W. Edward (Eddie), Jr.	41
Graham, Malcolm	39
Hagan, Kay R.	7
Hartsell, Fletcher L., Jr.	10

<u>Senator</u>	2005 Effectiveness Ranking
Holloman, Robert L.	37
Hoyle, David W.	3
Hunt, Neal	40
Jacumin, Jim	48
Jenkins, S. Clark	18
Kerr, John H., III	9
Kinnaird, Eleanor (Ellie)	27
Lucas, Jeanne Hopkins	19
Malone, Vernon	28
Nesbitt, Martin L., Jr.	14
Pittenger, Robert M.	47
Presnell, Keith W.	46
Purcell, William (Bill) R.	11
Rand, Anthony (Tony) E.	2
Shaw, Larry	35
Smith, Fred	31
Snow, John J., Jr.	32
Soles, R.C., Jr.	8
Stevens, Richard Y.	22
Swindell, Albin B. (A.B.), IV	13
Thomas, Scott	15
Tillman, Jerry W.	34
Webster, Hugh	49
Weinstein, David F.	17

Note: Only 49 of the 50 members of the state Senate are included in this ranking because of the death of Senator Hamilton C. Horton, Jr., who passed away on January 31, 2006. Senator Horton was replaced by Senator William B. Miller on March 8, 2006. Senator Scott Thomas resigned from the Senate on January 18, 2006 and was replaced by Senator C.W. (Pete) Bland on February 1, 2006.

Effectiveness Rankings for Members of the 2005 N.C. House of Representatives



Name of Representative	Effectiveness Ranking in:	Previous Effectiveness Rankings (where applicable)									
	2005	2003	2001	1999	1997	1995	1993	1991	1989	1987	1985
Black, James (Jim) B. (D-Mecklenburg)	1	1	1	1	10	14	14	65 (tie)	NA	NA	NA
Culpepper, William (Bill) T., III (D-Chowan)	2	3	3	3	40	44	NA	NA	NA	NA	NA
Hackney, Joe (D-Orange)	3	4	5	4	8	16	4	5	9	7	10
Owens, William (Bill) C., Jr. (D-Pasquotank)	4	8	12	12	48	71	NA	NA	NA	NA	NA
Crawford, James (Jim) W., Jr. (D-Granville)	5	6	30	26	50	43	NA	24	22	36	33 (tie)
Morgan, Richard T. (R-Moore)	6	2	35	13	1	3	84	96	NA	NA	NA
Nye, Edd (D-Bladen)	7	13	19	28	60	56	29	29	48 (tie)	32	56
Gibson, Pryor A., III (D-Anson)	8	17	16	37	NA	NA	NA	NA	95 (tie)	NA	NA
Sherrill, Wilma M. (R-Buncombe)	9	7	45	67	39	57	NA	NA	NA	NA	NA
Yongue, Douglas (Doug) Y. (D-Scotland)	10	18	26	29	83	102	NA	NA	NA	NA	NA
Ross, Deborah K. (D-Wake)	11	41	NA	NA	NA	NA	NA	NA	NA	NA	NA
Earle, Beverly M. (D-Mecklenburg)	12	29	37	48	102	115	NA	NA	NA	NA	NA
Wright, Thomas E. (D-New Hanover)	13	12	8	10	58	83	66	NA	NA	NA	NA
Brubaker, Harold J. (R-Randolph)	14	5	41	33	3	1	31	37	35	50	39 (tie)
Cole, E. Nelson (D-Rockingham)	15	23	28	42	64	NA	77	NA	NA	NA	NA

*Indicates effectiveness ranking while in the N.C. Senate.

Effectiveness Rankings for Members of the 2005 N.C. House of Representatives



Name of Representative	Effectiveness Ranking in:		Previous Effectiveness Rankings (where applicable)								
	2005	2003	2001	1999	1997	1995	1993	1991	1989	1987	1985
Holliman, L. Hugh (D-Davidson)	16	48	81	NA	NA	NA	NA	NA	NA	NA	NA
Wainwright, William L. (D-Craven)	17	19	27	59	92	98	61	103 (tie)	NA	NA	NA
Kiser, Joe L. (R-Lincoln)	18	15	66	76	45	92	NA	NA	NA	NA	NA
Glazier, Rick (D-Cumberland)	19	44	NA	NA	NA	NA	NA	NA	NA	NA	NA
Luebke, Paul (D-Durham)	20	20	20	40	77	80	36	58	NA	NA	NA
Michaux, Henry M. (Mickey), Jr. (D-Durham)	21	26	17	19	38	40	7	9	15	15	24
Saunders, Drew P. (D-Mecklenburg)	22	35	39	61	94	NA	NA	NA	NA	NA	NA
Howard, Julia Craven (R-Davie)	23	11	85	74	17	18	87	99	106	NA	NA
Weiss, Jennifer (D-Wake)	24	32	40	NA	NA	NA	NA	NA	NA	NA	NA
Tolson, Joe P. (D-Edgecombe)	25	31	36	35	93	NA	NA	NA	NA	NA	NA
McComas, Daniel (Danny) F. (R-New Hanover)	26	9	53	45	23	77	NA	NA	NA	NA	NA
Alexander, Martha B. (D-Mecklenburg)	27	28	25	25	46	47	58	NA	NA	NA	NA
Sutton, Ronnie (Ron) N. (D-Robeson)	28	25	18	23	53	67	79	NA	NA	NA	NA
Carney, Becky (D-Mecklenburg)	29	64	NA	NA	NA	NA	NA	NA	NA	NA	NA
Allen, Lucy T. (D-Franklin)	30	55	NA	NA	NA	NA	NA	NA	NA	NA	NA

*Indicates effectiveness ranking while in the N.C. Senate.

Effectiveness Rankings for Members of the 2005 N.C. House of Representatives



Name of Representative	Effectiveness Ranking in:		Previous Effectiveness Rankings (where applicable)								
	2005	2003	2001	1999	1997	1995	1993	1991	1989	1987	1985
Hill, Dewey L. (D-Columbus)	31	22	44	60	59	79	93	NA	NA	NA	NA
McLawhorn, Marian N. (D-Pitt)	32	46	67	81	NA	NA	NA	NA	NA	NA	NA
Barnhart, Jeffrey (Jeff) L. (R-Cabarrus)	33	38	108	NA	NA	NA	NA	NA	NA	NA	NA
Harrell, James (Jim) A., III (D-Surry)	34	75	NA	NA	NA	NA	NA	NA	NA	NA	NA
Dickson, Margaret Highsmith (D-Cumberland)	35	58	NA	NA	NA	NA	NA	NA	NA	NA	NA
Insko, Verla C. (D-Orange)	36	43	46	53	114	NA	NA	NA	NA	NA	NA
Haire, R. Phillip (Phil) (D-Jackson)	37	42	42	50	NA	NA	NA	NA	NA	NA	NA
Coleman, Linda D. (D-Wake)	38	NA	NA	NA	NA	NA	NA	NA	NA	NA	NA
Goforth, Daniel Bruce (D-Buncombe)	39	80	NA	NA	NA	NA	NA	NA	NA	NA	NA
England, Bob F. (D-Rutherford)	40	104	NA	NA	NA	NA	NA	NA	NA	NA	NA
Clary, Debbie A. (R-Cleveland)	41	24	75	70	33	70	NA	NA	NA	NA	NA
Stam, Paul (Skip) (R-Wake)	42	47	NA	NA	NA	NA	NA	NA	42	NA	NA
Preston, Jean R. (R-Carteret)	43	39	68	56	29	30	99	NA	NA	NA	NA
Daughtridge, William (Bill) G. (R-Nash)	44	67	NA	NA	NA	NA	NA	NA	NA	NA	NA
Justice, Carolyn H. (R-Pender)	45	69	NA	NA	NA	NA	NA	NA	NA	NA	NA

*Indicates effectiveness ranking while in the N.C. Senate.

Effectiveness Rankings for Members of the 2005 N.C. House of Representatives



Name of <u>Representative</u>	Effectiveness Ranking in:				Previous Effectiveness Rankings (where applicable)						
	<u>2005</u>	<u>2003</u>	<u>2001</u>	<u>1999</u>	<u>1997</u>	<u>1995</u>	<u>1993</u>	<u>1991</u>	<u>1989</u>	<u>1987</u>	<u>1985</u>
Jeffus, Margaret (Maggie) M. (D-Guilford)	46	45	60	58	96	NA	62	106	NA	NA	NA
Eddins, Rick L. (R-Wake)	47	36	89	102	78	86	NA	NA	NA	NA	NA
Coates, Lorene T. (D-Rowan)	48	51	83	NA	NA	NA	NA	NA	NA	NA	NA
Grady, W. Robert (R-Onslow)	49	21	78	57	26	11	54	89 (tie)	100	115	NA
Cunningham, W. Pete (D-Mecklenburg)	50	52	43	38	91	95	52	87	95 (tie)	91	NA
Church, Walter G., Sr. (D-Burke)	51	65	82	72	87	93	101	NA	NA	NA	NA
Stiller, Bonner L. (R-Brunswick)	52	63	NA	NA	NA	NA	NA	NA	NA	NA	NA
Lucas, Marvin W. (D-Cumberland)	53	70	69	NA	NA	NA	NA	NA	NA	NA	NA
Rapp, Raymond (Ray) C. (D-Madison)	54	79	NA	NA	NA	NA	NA	NA	NA	NA	NA
Underhill, Alice Graham (D-Craven)	55	NA	72	NA	NA	NA	NA	NA	NA	NA	NA
Gillespie, Mitch (R-McDowell)	56	59	95	108	NA	NA	NA	NA	NA	NA	NA
LaRoque, Stephen A. (R-Lenoir)	57	62	NA	NA	NA	NA	NA	NA	NA	NA	NA
Ray, Karen B. (R-Iredell)	58	54	NA	NA	NA	NA	NA	NA	NA	NA	NA
Faison, Bill (D-Orange)	59	NA	NA	NA	NA	NA	NA	NA	NA	NA	NA
Wilkins, W.A. (Winkie) (D-Person)	60	NA	NA	NA	NA	NA	NA	NA	NA	NA	NA

*Indicates effectiveness ranking while in the N.C. Senate.

Effectiveness Rankings for Members of the 2005 N.C. House of Representatives



Name of Representative	Effectiveness Ranking in:		Previous Effectiveness Rankings (where applicable)								
	2005	2003	2001	1999	1997	1995	1993	1991	1989	1987	1985
Adams, Alma S. (D-Guilford)	61	95	79	95	116	97	NA	NA	NA	NA	NA
Johnson, Linda P. (R-Cabarrus)	62	61	105	NA	NA	NA	NA	NA	NA	NA	NA
Folwell, Dale R. (R-Forsyth)	63	NA	NA	NA	NA	NA	NA	NA	NA	NA	NA
Warren, Edith D. (D-Pitt)	64	57	76	93 (tie)	NA	NA	NA	NA	NA	NA	NA
Moore, Timothy (Tim) K. (R-Cleveland)	65	84	NA	NA	NA	NA	NA	NA	NA	NA	NA
Allen, Bernard (D-Wake)	66	94	NA	NA	NA	NA	NA	NA	NA	NA	NA
Bell, Larry M. (D-Sampson)	67	72	90	NA	NA	NA	NA	NA	NA	NA	NA
Martin, Grier (D-Wake)	68	NA	NA	NA	NA	NA	NA	NA	NA	NA	NA
Parmon, Earline W. (D-Forsyth)	69	87	NA	NA	NA	NA	NA	NA	NA	NA	NA
Bordsen, Alice L. (D-Alamance)	70	93	NA	NA	NA	NA	NA	NA	NA	NA	NA
Tucker, Russell E. (D-Duplin)	71	NA	70	103	NA	NA	NA	NA	NA	NA	NA
Harrison, Mary Price Taylor (D-Guilford)	72	NA	NA	NA	NA	NA	NA	NA	NA	NA	NA
Goodwin, Melanie Wade (D-Richmond)	73	NA	NA	NA	NA	NA	NA	NA	NA	NA	NA
McMahan, William Edwin (Ed) (R-Mecklenburg)	74	50	9	17	7	63	NA	NA	NA	NA	NA
Farmer-Butterfield, Jean (D-Wilson)	75	98	NA	NA	NA	NA	NA	NA	NA	NA	NA

*Indicates effectiveness ranking while in the N.C. Senate.

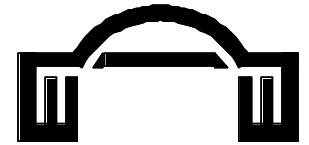
Effectiveness Rankings for Members of the 2005 N.C. House of Representatives



Name of Representative	Effectiveness Ranking in:		Previous Effectiveness Rankings (where applicable)								
	2005	2003	2001	1999	1997	1995	1993	1991	1989	1987	1985
Sauls, John I. (R-Lee)	76	73	NA	NA	NA	NA	NA	NA	NA	NA	NA
Current, William (Bill) A., Sr. (R-Gaston)	77	NA	NA	NA	NA	NA	NA	NA	NA	NA	NA
Williams, Arthur J. (D-Beaufort)	78	109	NA	NA	NA	NA	NA	NA	NA	NA	NA
Justus, Carolyn K. (R-Henderson)	79	71	NA	NA	NA	NA	NA	NA	NA	NA	NA
Fisher, Susan C. (D-Buncombe)	80	NA	NA	NA	NA	NA	NA	NA	NA	NA	NA
Lewis, David R. (R-Harnett)	81	78	NA	NA	NA	NA	NA	NA	NA	NA	NA
Hunter, Howard J., Jr. (D-Hertford)	82	53	99	31	43	64	17	32	81	NA	NA
Womble, Larry W. (D-Forsyth)	83	60	88	86	113	107	NA	NA	NA	NA	NA
West, Thomas Roger (R-Cherokee)	84	88	107	NA	NA	NA	NA	NA	NA	NA	NA
Setzer, Mitchell S. (R-Catawba)	85	82	110	107	NA	NA	NA	NA	NA	NA	NA
Jones, Earl (D-Guilford)	86	111	NA	NA	NA	NA	NA	NA	NA	NA	NA
McAllister, Mary E. (D-Cumberland)	87	76	86	109	107	112	78	102	NA	NA	NA
Pate, Louis M., Jr. (R-Wayne)	88	91	NA	NA	NA	91	NA	NA	NA	NA	NA
McGee, William (Bill) C., Jr. (R-Forsyth)	89	108	NA	NA	NA	NA	NA	NA	NA	NA	NA
Dockham, Jerry C. (R-Davidson)	90	74	61	71	30	37	85	111 (tie)	NA	NA	NA

*Indicates effectiveness ranking while in the N.C. Senate.

Effectiveness Rankings for Members of the 2005 N.C. House of Representatives



Name of Representative	Effectiveness Ranking in:		Previous Effectiveness Rankings (where applicable)								
	2005	2003	2001	1999	1997	1995	1993	1991	1989	1987	1985
Wray, Michael H. (D-Northampton)	91	NA	NA	NA	NA	NA	NA	NA	NA	NA	NA
Daughtry, N. Leo (R-Johnston)	92	85	11	8	2	2	43	39*	46*	NA	NA
Miller, Paul (D-Durham)	93	68	87	NA	NA	NA	NA	NA	NA	NA	NA
Holmes, George M. (R-Yadkin)	94	81	38	24	4	4	49	51	39 (tie)	68	67
Hilton, Mark K. (R-Catawba)	95	89	115	NA	NA	NA	NA	NA	NA	NA	NA
Wiley, Laura I. (R-Guilford)	96	NA	NA	NA	NA	NA	NA	NA	NA	NA	NA
Walend, Trudi (R-Transylvania)	97	56	101	112	NA	NA	NA	NA	NA	NA	NA
Steen, Fred F., II (R-Rowan)	98	NA	NA	NA	NA	NA	NA	NA	NA	NA	NA
Jones, Edward (D-Halifax)	99	NA	NA	NA	NA	NA	NA	NA	NA	NA	NA
Pierce, Garland E. (D-Scotland)	100	NA	NA	NA	NA	NA	NA	NA	NA	NA	NA
Frye, Phillip D. (R-Mitchell)	101	110	NA	NA	NA	NA	NA	NA	NA	NA	NA
Vinson, Douglas (Doug) S. (R-Mecklenburg)	102	NA	NA	NA	NA	NA	NA	NA	NA	NA	NA
Walker, R. Tracy (R-Wilkes)	103	106	117	NA	NA	NA	NA	NA	NA	NA	NA
Starnes, Edgar V. (R-Caldwell)	104	86	96	106	112	NA	NA	NA	NA	120	NA
Culp, Arlie F. (R-Randolph)	105	113	97	93 (tie)	68	58	104	114	116	NA	NA

*Indicates effectiveness ranking while in the N.C. Senate.

Effectiveness Rankings for Members of the 2005 N.C. House of Representatives



Name of Representative	Effectiveness Ranking in:		Previous Effectiveness Rankings (where applicable)								
	<u>2005</u>	<u>2003</u>	<u>2001</u>	<u>1999</u>	<u>1997</u>	<u>1995</u>	<u>1993</u>	<u>1991</u>	<u>1989</u>	<u>1987</u>	<u>1985</u>
Hollo, Mark W. (R-Alexander)	106	NA	NA	NA	NA	NA	NA	NA	NA	NA	NA
Allred, Cary D. (R-Alamance)	107	97	92	119	106	114	NA	NA	NA	NA	NA
Langdon, James H., Jr. (R-Johnston)	108	NA	NA	NA	NA	NA	NA	NA	NA	NA	NA
Wilson, W. Eugene (Gene) (R-Watauga)	109	107	100	97	61	62	NA	NA	99	NA	NA
Dollar, Nelson (R-Wake)	110	NA	NA	NA	NA	NA	NA	NA	NA	NA	NA
Holloway, Bryan R. (R-Stokes)	111	NA	NA	NA	NA	NA	NA	NA	NA	NA	NA
Brown, Larry R. (R-Forsyth)	112	NA	NA	NA	NA	NA	NA	NA	NA	NA	NA
Rayfield, John M. (R-Gaston)	113	101	103	101	86	106	NA	NA	NA	NA	NA
Gulley, Jim (R-Mecklenburg)	114	92	84	100	110	NA	NA	NA	NA	NA	NA
Almond, David D., Jr. (R-Stanly)	115	NA	NA	NA	NA	NA	NA	NA	NA	NA	NA
Blackwood, Jacob Curtis, Jr. (R-Union)	116	119	NA	NA	NA	NA	NA	NA	NA	NA	NA
Capps, J. Russell (R-Wake)	117	116	114	116	101	84	NA	NA	NA	NA	NA
Cleveland, George G. (R-Onslow)	118	NA	NA	NA	NA	NA	NA	NA	NA	NA	NA
Blust, John Marshall (R-Guilford)	119	118	104	NA	47*	NA	NA	NA	NA	NA	NA
Rhodes, John W. (R-Mecklenburg)	120	115	NA	NA	NA	NA	NA	NA	NA	NA	NA

*Indicates effectiveness ranking while in the N.C. Senate.

2005 N.C. House of Representatives Effectiveness Rankings, Alphabetical Order by Representative



The number is the Representative's ranking out of the 120 Representatives who were ranked.

<u>Representative</u>	<u>2005 Effectiveness Ranking</u>	<u>Representative</u>	<u>2005 Effectiveness Ranking</u>	<u>Representative</u>	<u>2005 Effectiveness Ranking</u>	<u>Representative</u>	<u>2005 Effectiveness Ranking</u>
Adams, Alma S.	61	Dockham, Jerry C.	90	Jeffus, Margaret (Maggie) M.	46	Rayfield, John M.	113
Alexander, Martha B.	27	Dollar, Nelson	110	Johnson, Linda P.	62	Rhodes, John W.	120
Allen, Bernard	66	Earle, Beverly M.	12	Jones, Earl	86	Ross, Deborah K.	11
Allen, Lucy T.	30	Eddins, Rick L.	47	Jones, Edward	99	Sauls, John I.	76
Allred, Cary D.	107	England, Bob F.	40	Justice, Carolyn H.	45	Saunders, Drew P.	22
Almond, David D., Jr.	115	Faison, Bill	59	Justus, Carolyn K.	79	Setzer, Mitchell S.	85
Barnhart, Jeffrey (Jeff) L.	33	Farmer-Butterfield, Jean	75	Kiser, Joe L.	18	Sherrill, Wilma M.	9
Bell, Larry M.	67	Fisher, Susan C.	80	Langdon, James H., Jr.	108	Stam, Paul (Skip)	42
Black, James (Jim) B.	1	Folwell, Dale R.	63	LaRoque, Stephen A.	57	Starnes, Edgar V.	104
Blackwood, Jacob Curtis, Jr.	116	Frye, Phillip D.	101	Lewis, David R.	81	Steen, Fred F., II	98
Blust, John Marshall	119	Gibson, Pryor A., III	8	Lucas, Marvin W.	53	Stiller, Bonner L.	52
Bordsen, Alice L.	70	Gillespie, Mitch	56	Luebke, Paul	20	Sutton, Ronnie (Ron) N.	28
Brown, Larry R.	112	Glazier, Rick	19	Martin, Grier	68	Tolson, Joe P.	25
Brubaker, Harold J.	14	Goforth, Daniel Bruce	39	McAllister, Mary E.	87	Tucker, Russell E.	71
Capps, J. Russell	117	Goodwin, Melanie Wade	73	McComas, Daniel (Danny) F.	26	Underhill, Alice Graham	55
Carney, Becky	29	Grady, W. Robert	49	McGee, William (Bill) C., Jr.	89	Vinson, Douglas (Doug) S.	102
Church, Walter G., Sr.	51	Gulley, Jim	114	McLawhorn, Marian N.	32	Wainwright, William L.	17
Clary, Debbie A.	41	Hackney, Joe	3	McMahan, William Edwin (Ed)	74	Walend, Trudi	97
Cleveland, George G.	118	Haire, R. Phillip (Phil)	37	Michaux, Henry M. (Mickey), Jr.	21	Walker, R. Tracy	103
Coates, Lorene T.	48	Harrell, James (Jim) A., III	34	Miller, Paul	93	Warren, Edith D.	64
Cole, E. Nelson	15	Harrison, Mary Price Taylor	72	Moore, Timothy (Tim) K.	65	Weiss, Jennifer	24
Coleman, Linda D.	38	Hill, Dewey L.	31	Morgan, Richard T.	6	West, Thomas Roger	84
Crawford, James (Jim) W., Jr.	5	Hilton, Mark K.	95	Nye, Edd	7	Wiley, Laura I.	96
Culp, Arlie F.	105	Holliman, L. Hugh	16	Owens, William (Bill) C., Jr.	4	Wilkins, W.A. (Winkie)	60
Culpepper, William (Bill) T., III	2	Hollo, Mark W.	106	Parmon, Earline W.	69	Williams, Arthur J.	78
Cunningham, W. Pete	50	Holloway, Bryan R.	111	Pate, Louis M., Jr.	88	Wilson, W. Eugene (Gene)	109
Current, William (Bill) A., Sr.	77	Holmes, George M.	94	Pierce, Garland E.	100	Womble, Larry W.	83
Daughtridge, William (Bill) G.	44	Howard, Julia Craven	23	Preston, Jean R.	43	Wray, Michael H.	91
Daughtry, N. Leo	92	Hunter, Howard J., Jr.	82	Rapp, Raymond (Ray) C.	54	Wright, Thomas E.	13
Dickson, Margaret Highsmith	35	Insko, Verla C.	36	Ray, Karen B.	58	Yongue, Douglas (Doug) Y.	10

Key Terminology for Attendance and Roll Call Voting Participation Rankings for the 2005 N.C. General Assembly



Attendance

ATTENDANCE RULES FOR EACH CHAMBER

SENATE RULE 70. Absence without leave: No Senator or officer of the Senate shall depart the service of the Senate without leave or receive pay as a Senator or officer for the time absent without leave.

HOUSE RULE 54. Attendance of Members: No member or officer of the House shall be absent from the service of the House without leave, unless from sickness or disability.

TERMS USED IN ATTENDANCE TABLES

Party-County: This is the political party and the home county of the legislator. (“D” indicates Democrats, “R” indicates Republicans).

Legislative Days: This is the total number of days the legislative chamber met during 2005. The Senate met for 126 days, and the House met for 125 days between January 26, 2005 and October 12, 2005. The 2005 Regular Session met from January 26 through September 9 and then reconvened on October 12 for one day.

Days Fully Absent: This is the number of legislative days for which official records of the House and the Senate indicate that a member received an excused absence from the legislative session for the entire day.

Days Partially Absent: This is the number of legislative days that official records of the House and the Senate indicate that a member received an excused absence from the legislative session for a portion of the day.

Total Days with Absences: This is the number of days partially absent added to the number of days fully absent.

Legislative Days Present: This is the number of days that each legislator was present for the entire day. It is derived by subtracting the total number of days the legislator was recorded as being absent from the total number of legislative days.

Percent of Days Present: This is the percentage of total legislative days for which the legislator was present. It is obtained by dividing the number of days present by the total number of legislative days.

Attendance Rank: This is a ranking of legislators by the percentage of days present. A lower ranking indicates higher attendance while a higher ranking indicates lower attendance.

Voting Participation

VOTING PARTICIPATION RULES FOR EACH CHAMBER

SENATE RULE 29. Duty to vote; excuses. – (a): Every Senator who is within the Senate Chamber when the question is stated by the Presiding Officer shall vote thereon unless that Senator is excused by the Senate.

HOUSE RULE 24. Roll Call Vote. – (b): Every member who is in the Hall of the House when the question is put shall vote upon a call of the ayes and noes, unless excused pursuant to Rule 24.1A. [24.1A details excuses].

TERMS USED IN VOTING PARTICIPATION TABLES

Party-County: This is the political party and the home county of the legislator. (“D” indicates Democrats, “R” indicates Republicans).

Senate’s/House’s Total Votes: This is the total number of electronically recorded roll call votes for that chamber during the 2005 legislative sessions. The Senate recorded 1,031 roll call votes, and the House recorded 1,228 votes.

Absent or Excused from Voting: This is the total number of electronically recorded roll call votes for which the legislator was absent or excused from voting under the rules.

Maximum Votes Could Have Cast While Present: This is the number of votes a legislator could have cast once the number of absent or excused votes for each legislator is subtracted from the total votes taken that session.

Actual Votes Cast: This is the actual number of electronically recorded roll call votes cast by the legislator.

Percent of Voting Participation: This is the percentage of the maximum possible votes that the legislator actually voted. It is obtained by dividing the actual votes cast by the maximum votes the legislator could have cast while present.

Voting Participation Rank: This is a ranking of legislators by their percentage of voting participation. A lower ranking indicates a higher voting percentage while a higher ranking indicates a lower voting percentage.

Paired Voting Rule: The state Senate has a rule that allows a member who has an excused absence to record a vote on a specific measure by having a Senator who is present and plans to vote the opposite way on the measure announce the pairing.

Legislative Session Attendance Rankings for Members of the 2005 N.C. Senate



<u>Senator</u>	<u>Party-County</u>	<u>Legislative Days</u>	<u>Days Fully Absent</u>	<u>Days Partially Absent</u>	<u>Total Days with Absences</u>	<u>Legislative Days Present</u>	<u>Percent of Days Present</u>	<u>Attendance Rank</u>
Berger, Doug	(D-Franklin)	126	0	0	0	126	100.00%	1 (tie)
Brock, Andrew C.	(R-Davie)	126	0	0	0	126	100.00%	1 (tie)
Kerr, John H., III	(D-Wayne)	126	0	0	0	126	100.00%	1 (tie)
Presnell, Keith W.	(R-Yancey)	126	0	0	0	126	100.00%	1 (tie)
Stevens, Richard Y.	(R-Wake)	126	0	0	0	126	100.00%	1 (tie)
Swindell, Albin B. (A.B.), IV	(D-Nash)	126	0	0	0	126	100.00%	1 (tie)
Brown, Harry	(R-Onslow)	126	1	0	1	125	99.21%	7 (tie)
Cowell, Janet	(D-Wake)	126	1	0	1	125	99.21%	7 (tie)
Lucas, Jeanne Hopkins	(D-Durham)	126	1	0	1	125	99.21%	7 (tie)
Snow, John J., Jr.	(D-Cherokee)	126	1	0	1	125	99.21%	7 (tie)
Tillman, Jerry W.	(R-Randolph)	126	1	0	1	125	99.21%	7 (tie)
Albertson, Charles W.	(D-Duplin)	126	2	0	2	124	98.41%	12 (tie)
East, Don W.	(R-Surry)	126	2	0	2	124	98.41%	12 (tie)
Blake, Harris D.	(R-Moore)	126	3	0	3	123	97.62%	14 (tie)
Garrou, Linda	(D-Forsyth)	126	2	1	3	123	97.62%	14 (tie)
Hunt, Neal	(R-Wake)	126	2	1	3	123	97.62%	14 (tie)
Rand, Anthony (Tony) E.	(D-Cumberland)	126	3	0	3	123	97.62%	14 (tie)
Soles, R.C., Jr.	(D-Columbus)	126	2	1	3	123	97.62%	14 (tie)
Hagan, Kay R.	(D-Guilford)	126	4	0	4	122	96.83%	19 (tie)
Thomas, Scott	(D-Craven)	126	4	0	4	122	96.83%	19 (tie)

Legislative Session Attendance Rankings for Members of the 2005 N.C. Senate



<u>Senator</u>	<u>Party-County</u>	<u>Legislative Days</u>	<u>Days Fully Absent</u>	<u>Days Partially Absent</u>	<u>Total Days with Absences</u>	<u>Legislative Days Present</u>	<u>Percent of Days Present</u>	<u>Attendance Rank</u>
Boseman, Julia	(D-New Hanover)	126	5	0	5	121	96.03%	21 (tie)
Dalton, Walter H.	(D-Rutherford)	126	3	2	5	121	96.03%	21 (tie)
Dorsett, Katie G.	(D-Guilford)	126	5	0	5	121	96.03%	21 (tie)
Kinnaird, Eleanor (Ellie)	(D-Orange)	126	5	0	5	121	96.03%	21 (tie)
Nesbitt, Martin L., Jr.	(D-Buncombe)	126	5	0	5	121	96.03%	21 (tie)
Purcell, William (Bill) R.	(D-Scotland)	126	5	0	5	121	96.03%	21 (tie)
Atwater, Robert (Bob) C.	(D-Chatham)	126	6	0	6	120	95.24%	27 (tie)
Berger, Philip E.	(R-Rockingham)	126	5	1	6	120	95.24%	27 (tie)
Dannelly, Charlie S.	(D-Mecklenburg)	126	6	0	6	120	95.24%	27 (tie)
Apodaca, Thomas (Tom) M.	(R-Henderson)	126	6	1	7	119	94.44%	30 (tie)
Bingham, Stan	(R-Davidson)	126	6	1	7	119	94.44%	30 (tie)
Clodfelter, Daniel (Dan) G.	(D-Mecklenburg)	126	7	0	7	119	94.44%	30 (tie)
Forrester, James (Jim) S.	(R-Gaston)	126	7	0	7	119	94.44%	30 (tie)
Jenkins, S. Clark	(D-Edgecombe)	126	7	1	8	118	93.65%	34 (tie)
Shaw, Larry	(D-Cumberland)	126	4	4	8	118	93.65%	34 (tie)
Smith, Fred	(R-Johnston)	126	8	0	8	118	93.65%	34 (tie)
Basnight, Marc	(D-Dare)	126	8	1	9	117	92.86%	37 (tie)
Jacumin, Jim	(R-Burke)	126	9	0	9	117	92.86%	37 (tie)
Malone, Vernon	(D-Wake)	126	7	2	9	117	92.86%	37 (tie)
Pittenger, Robert M.	(R-Mecklenburg)	126	8	1	9	117	92.86%	37 (tie)

Legislative Session Attendance Rankings for Members of the 2005 N.C. Senate



<u>Senator</u>	<u>Party-County</u>	<u>Legislative Days</u>	<u>Days Fully Absent</u>	<u>Days Partially Absent</u>	<u>Total Days with Absences</u>	<u>Legislative Days Present</u>	<u>Percent of Days Present</u>	<u>Attendance Rank</u>
Holloman, Robert L.	(D-Hertford)	126	10	0	10	116	92.06%	41
Goodall, W. Edward (Eddie), Jr.	(R-Union)	126	11	0	11	115	91.27%	42 (tie)
Weinstein, David F.	(D-Robeson)	126	10	1	11	115	91.27%	42 (tie)
Allran, Austin M.	(R-Catawba)	126	12	0	12	114	90.48%	44
Garwood, John A.	(R-Wilkes)	126	12	1	13	113	89.68%	45
Hartsell, Fletcher L., Jr.	(R-Cabarrus)	126	14	0	14	112	88.89%	46 (tie)
Webster, Hugh	(R-Alamance)	126	13	1	14	112	88.89%	46 (tie)
Graham, Malcolm	(D-Mecklenburg)	126	14	1	15	111	88.10%	48
Hoyle, David W.	(D-Gaston)	126	14	2	16	110	87.30%	49

Note: Only 49 of the 50 members of the state Senate are included in this ranking because of the death of Senator Hamilton C. Horton, Jr., who passed away on January 31, 2006. Senator Horton was replaced by Senator William B. Miller on March 8, 2006. Senator Scott Thomas resigned from the Senate on January 18, 2006 and was replaced by Senator C.W. (Pete) Bland on February 1, 2006.

2005 N.C. Senate Attendance Rankings, Alphabetical Order by Senator



The number is the Senator's ranking out of the 49 Senators who were ranked.

<u>Senator</u>	<u>2005 Attendance Ranking</u>
Albertson, Charles W.	12 (tie)
Allran, Austin M.	44
Apodaca, Thomas (Tom) M.	30 (tie)
Atwater, Robert (Bob) C.	27 (tie)
Basnight, Marc	37 (tie)
Berger, Doug	1 (tie)
Berger, Philip E.	27 (tie)
Bingham, Stan	30 (tie)
Blake, Harris D.	14 (tie)
Boseman, Julia	21 (tie)
Brock, Andrew C.	1 (tie)
Brown, Harry	7 (tie)
Clodfelter, Daniel (Dan) G.	30 (tie)
Cowell, Janet	7 (tie)
Dalton, Walter H.	21 (tie)
Dannelly, Charlie S.	27 (tie)
Dorsett, Katie G.	21 (tie)
East, Don W.	12 (tie)
Forrester, James (Jim) S.	30 (tie)
Garrou, Linda	14 (tie)
Garwood, John A.	45
Goodall, W. Edward (Eddie), Jr.	42 (tie)
Graham, Malcolm	48
Hagan, Kay R.	19 (tie)
Hartsell, Fletcher L., Jr.	46 (tie)

<u>Senator</u>	<u>2005 Attendance Ranking</u>
Holloman, Robert L.	41
Hoyle, David W.	49
Hunt, Neal	14 (tie)
Jacumin, Jim	37 (tie)
Jenkins, S. Clark	34 (tie)
Kerr, John H., III	1 (tie)
Kinnaird, Eleanor (Ellie)	21 (tie)
Lucas, Jeanne Hopkins	7 (tie)
Malone, Vernon	37 (tie)
Nesbitt, Martin L., Jr.	21 (tie)
Pittenger, Robert M.	37 (tie)
Presnell, Keith W.	1 (tie)
Purcell, William (Bill) R.	21 (tie)
Rand, Anthony (Tony) E.	14 (tie)
Shaw, Larry	34 (tie)
Smith, Fred	34 (tie)
Snow, John J., Jr.	7 (tie)
Soles, R.C., Jr.	14 (tie)
Stevens, Richard Y.	1 (tie)
Swindell, Albin B. (A.B.), IV	1 (tie)
Thomas, Scott	19 (tie)
Tillman, Jerry W.	7 (tie)
Webster, Hugh	46 (tie)
Weinstein, David F.	42 (tie)

Note: Only 49 of the 50 members of the state Senate are included in this ranking because of the death of Senator Hamilton C. Horton, Jr., who passed away on January 31, 2006. . Senator Horton was replaced by Senator William B. Miller on March 8, 2006. Senator Scott Thomas resigned from the Senate on January 18, 2006 and was replaced by Senator C.W. (Pete) Bland on February 1, 2006.

Legislative Session Attendance Rankings for Members of the 2005 N.C. House of Representatives



<u>Representative</u>	<u>Party-County</u>	<u>Legislative Days</u>	<u>Days Fully Absent</u>	<u>Days Partially Absent</u>	<u>Total Days with Absences</u>	<u>Legislative Days Present</u>	<u>Percent of Days Present</u>	<u>Attendance Rank</u>
Blust, John Marshall	(R-Guilford)	125	0	0	0	125	100.00%	1 (tie)
Carney, Becky	(D-Mecklenburg)	125	0	0	0	125	100.00%	1 (tie)
Cleveland, George G.	(R-Onslow)	125	0	0	0	125	100.00%	1 (tie)
Coates, Lorene T.	(D-Rowan)	125	0	0	0	125	100.00%	1 (tie)
Crawford, James (Jim) W., Jr.	(D-Granville)	125	0	0	0	125	100.00%	1 (tie)
Faison, Bill	(D-Orange)	125	0	0	0	125	100.00%	1 (tie)
Frye, Phillip D.	(R-Mitchell)	125	0	0	0	125	100.00%	1 (tie)
Jones, Earl	(D-Guilford)	125	0	0	0	125	100.00%	1 (tie)
Jones, Edward	(D-Halifax)	86*	0	0	0	86	100.00%	1 (tie)
Michaux, Henry M. (Mickey), Jr.	(D-Durham)	125	0	0	0	125	100.00%	1 (tie)
Nye, Edd	(D-Bladen)	125	0	0	0	125	100.00%	1 (tie)
Owens, William (Bill) C., Jr.	(D-Pasquotank)	125	0	0	0	125	100.00%	1 (tie)
Allen, Bernard	(D-Wake)	125	0	1	1	124	99.20%	13 (tie)
Brown, Larry R.	(R-Forsyth)	125	1	0	1	124	99.20%	13 (tie)
Culpepper, William (Bill) T., III	(D-Chowan)	125	1	0	1	124	99.20%	13 (tie)
Dollar, Nelson	(R-Wake)	125	1	0	1	124	99.20%	13 (tie)
Folwell, Dale R.	(R-Forsyth)	125	1	0	1	124	99.20%	13 (tie)
Gillespie, Mitch	(R-McDowell)	125	1	0	1	124	99.20%	13 (tie)
Harrison, Mary Price Taylor	(D-Guilford)	125	1	0	1	124	99.20%	13 (tie)
Holloway, Bryan R.	(R-Stokes)	125	1	0	1	124	99.20%	13 (tie)

*Rep. Edward Jones was appointed to fill a vacancy on April 5, 2005.

Legislative Session Attendance Rankings for Members of the 2005 N.C. House of Representatives



<u>Representative</u>	<u>Party-County</u>	<u>Legislative Days</u>	<u>Days Fully Absent</u>	<u>Days Partially Absent</u>	<u>Total Days with Absences</u>	<u>Legislative Days Present</u>	<u>Percent of Days Present</u>	<u>Attendance Rank</u>
Rapp, Raymond (Ray) C.	(D-Madison)	125	1	0	1	124	99.20%	13 (tie)
Stam, Paul (Skip)	(R-Wake)	125	0	1	1	124	99.20%	13 (tie)
Tolson, Joe P.	(D-Edgecombe)	125	1	0	1	124	99.20%	13 (tie)
Wiley, Laura I.	(R-Guilford)	125	1	0	1	124	99.20%	13 (tie)
Williams, Arthur J.	(D-Beaufort)	125	1	0	1	124	99.20%	13 (tie)
Womble, Larry W.	(D-Forsyth)	125	1	0	1	124	99.20%	13 (tie)
Yongue, Douglas (Doug) Y.	(D-Scotland)	125	1	0	1	124	99.20%	13 (tie)
Almond, David D., Jr.	(R-Stanly)	125	2	0	2	123	98.40%	28 (tie)
Daughtry, N. Leo	(R-Johnston)	125	1	1	2	123	98.40%	28 (tie)
Gulley, Jim	(R-Mecklenburg)	125	2	0	2	123	98.40%	28 (tie)
Hunter, Howard J., Jr.	(D-Hertford)	125	2	0	2	123	98.40%	28 (tie)
Saunders, Drew P.	(D-Mecklenburg)	125	2	0	2	123	98.40%	28 (tie)
Black, James (Jim) B.	(D-Mecklenburg)	125	2	1	3	122	97.60%	33 (tie)
Cole, E. Nelson	(D-Rockingham)	125	3	0	3	122	97.60%	33 (tie)
Glazier, Rick	(D-Cumberland)	125	3	0	3	122	97.60%	33 (tie)
Harrell, James (Jim) A., III	(D-Surry)	125	3	0	3	122	97.60%	33 (tie)
Holliman, L. Hugh	(D-Davidson)	125	2	1	3	122	97.60%	33 (tie)
Hollo, Mark W.	(R-Alexander)	125	3	0	3	122	97.60%	33 (tie)
Jeffus, Margaret (Maggie) M.	(D-Guilford)	125	3	0	3	122	97.60%	33 (tie)
Justice, Carolyn H.	(R-Pender)	125	2	1	3	122	97.60%	33 (tie)

Legislative Session Attendance Rankings for Members of the 2005 N.C. House of Representatives



<u>Representative</u>	<u>Party-County</u>	<u>Legislative Days</u>	<u>Days Fully Absent</u>	<u>Days Partially Absent</u>	<u>Total Days with Absences</u>	<u>Legislative Days Present</u>	<u>Percent of Days Present</u>	<u>Attendance Rank</u>
Langdon, James H., Jr.	(R-Johnston)	125	3	0	3	122	97.60%	33 (tie)
McGee, William (Bill) C., Jr.	(R-Forsyth)	125	2	1	3	122	97.60%	33 (tie)
Moore, Timothy (Tim) K.	(R-Cleveland)	125	3	0	3	122	97.60%	33 (tie)
Ross, Deborah K.	(D-Wake)	125	3	0	3	122	97.60%	33 (tie)
Weiss, Jennifer	(D-Wake)	125	3	0	3	122	97.60%	33 (tie)
Wilkins, W.A. (Winkie)	(D-Person)	125	2	1	3	122	97.60%	33 (tie)
Wilson, W. Eugene (Gene)	(R-Watauga)	125	2	1	3	122	97.60%	33 (tie)
Earle, Beverly M.	(D-Mecklenburg)	125	3	1	4	121	96.80%	48 (tie)
Hackney, Joe	(D-Orange)	125	4	0	4	121	96.80%	48 (tie)
Lucas, Marvin W.	(D-Cumberland)	125	4	0	4	121	96.80%	48 (tie)
Pierce, Garland E.	(D-Scotland)	125	1	3	4	121	96.80%	48 (tie)
Stiller, Bonner L.	(R-Brunswick)	125	4	0	4	121	96.80%	48 (tie)
Walker, R. Tracy	(R-Wilkes)	125	4	0	4	121	96.80%	48 (tie)
Allen, Lucy T.	(D-Franklin)	125	4	1	5	120	96.00%	54 (tie)
Bell, Larry M.	(D-Sampson)	125	5	0	5	120	96.00%	54 (tie)
Blackwood, Jacob Curtis, Jr.	(R-Union)	125	5	0	5	120	96.00%	54 (tie)
Bordsen, Alice L.	(D-Alamance)	125	5	0	5	120	96.00%	54 (tie)
Current, William (Bill) A., Sr.	(R-Gaston)	125	5	0	5	120	96.00%	54 (tie)
Dickson, Margaret Highsmith	(D-Cumberland)	125	5	0	5	120	96.00%	54 (tie)
Goforth, Daniel Bruce	(D-Buncombe)	125	5	0	5	120	96.00%	54 (tie)

Legislative Session Attendance Rankings for Members of the 2005 N.C. House of Representatives



<u>Representative</u>	<u>Party-County</u>	<u>Legislative Days</u>	<u>Days Fully Absent</u>	<u>Days Partially Absent</u>	<u>Total Days with Absences</u>	<u>Legislative Days Present</u>	<u>Percent of Days Present</u>	<u>Attendance Rank</u>
Grady, W. Robert	(R-Onslow)	125	5	0	5	120	96.00%	54 (tie)
Martin, Grier	(D-Wake)	125	4	1	5	120	96.00%	54 (tie)
McLawnhorn, Marian N.	(D-Pitt)	125	5	0	5	120	96.00%	54 (tie)
Ray, Karen B.	(R-Iredell)	125	5	0	5	120	96.00%	54 (tie)
Capps, J. Russell	(R-Wake)	125	5	1	6	119	95.20%	65 (tie)
Coleman, Linda D.	(D-Wake)	125	6	0	6	119	95.20%	65 (tie)
England, Bob F.	(D-Rutherford)	125	6	0	6	119	95.20%	65 (tie)
Goodwin, Melanie Wade	(D-Richmond)	125	5	1	6	119	95.20%	65 (tie)
Miller, Paul	(D-Durham)	125	5	1	6	119	95.20%	65 (tie)
Pate, Louis M., Jr.	(R-Wayne)	125	6	0	6	119	95.20%	65 (tie)
Sauls, John I.	(R-Lee)	125	6	0	6	119	95.20%	65 (tie)
Setzer, Mitchell S.	(R-Catawba)	125	6	0	6	119	95.20%	65 (tie)
Cunningham, W. Pete	(D-Mecklenburg)	125	7	0	7	118	94.40%	73 (tie)
Farmer-Butterfield, Jean	(D-Wilson)	125	7	0	7	118	94.40%	73 (tie)
Hill, Dewey L.	(D-Columbus)	125	7	0	7	118	94.40%	73 (tie)
Lewis, David R.	(R-Harnett)	125	5	2	7	118	94.40%	73 (tie)
McAllister, Mary E.	(D-Cumberland)	125	6	1	7	118	94.40%	73 (tie)
Parmon, Earline W.	(D-Forsyth)	125	7	0	7	118	94.40%	73 (tie)
Steen, Fred F., II	(R-Rowan)	125	7	0	7	118	94.40%	73 (tie)
Tucker, Russell E.	(D-Duplin)	125	7	0	7	118	94.40%	73 (tie)

Legislative Session Attendance Rankings for Members of the 2005 N.C. House of Representatives



<u>Representative</u>	<u>Party-County</u>	<u>Legislative Days</u>	<u>Days Fully Absent</u>	<u>Days Partially Absent</u>	<u>Total Days with Absences</u>	<u>Legislative Days Present</u>	<u>Percent of Days Present</u>	<u>Attendance Rank</u>
Wright, Thomas E.	(D-New Hanover)	125	7	0	7	118	94.40%	73 (tie)
Culp, Arlie F.	(R-Randolph)	125	4	4	8	117	93.60%	82 (tie)
Fisher, Susan C.	(D-Buncombe)	125	8	0	8	117	93.60%	82 (tie)
Hilton, Mark K.	(R-Catawba)	125	7	1	8	117	93.60%	82 (tie)
Warren, Edith D.	(D-Pitt)	125	8	0	8	117	93.60%	82 (tie)
Wray, Michael H.	(D-Northampton)	125	5	3	8	117	93.60%	82 (tie)
Alexander, Martha B.	(D-Mecklenburg)	125	8	1	9	116	92.80%	87 (tie)
Daughtridge, William (Bill) G.	(R-Nash)	125	8	1	9	116	92.80%	87 (tie)
Dockham, Jerry C.	(R-Davidson)	125	8	1	9	116	92.80%	87 (tie)
Eddins, Rick L.	(R-Wake)	125	5	4	9	116	92.80%	87 (tie)
Haire, R. Phillip (Phil)	(D-Jackson)	125	9	0	9	116	92.80%	87 (tie)
Johnson, Linda P.	(R-Cabarrus)	125	8	1	9	116	92.80%	87 (tie)
Justus, Carolyn K.	(R-Henderson)	125	10	0	10	115	92.00%	93 (tie)
Preston, Jean R.	(R-Carteret)	125	9	1	10	115	92.00%	93 (tie)
Rhodes, John W.	(R-Mecklenburg)	125	8	2	10	115	92.00%	93 (tie)
Insko, Verla C.	(D-Orange)	125	9	2	11	114	91.20%	96 (tie)
Kiser, Joe L.	(R-Lincoln)	125	9	2	11	114	91.20%	96 (tie)
McComas, Daniel (Danny) F.	(R-New Hanover)	125	10	1	11	114	91.20%	96 (tie)
Vinson, Douglas (Doug) S.	(R-Mecklenburg)	125	10	1	11	114	91.20%	96 (tie)
Wainwright, William L.	(D-Craven)	125	11	0	11	114	91.20%	96 (tie)

Legislative Session Attendance Rankings for Members of the 2005 N.C. House of Representatives



<u>Representative</u>	<u>Party-County</u>	<u>Legislative Days</u>	<u>Days Fully Absent</u>	<u>Days Partially Absent</u>	<u>Total Days with Absences</u>	<u>Legislative Days Present</u>	<u>Percent of Days Present</u>	<u>Attendance Rank</u>
Allred, Cary D.	(R-Alamance)	125	8	4	12	113	90.40%	101 (tie)
Howard, Julia Craven	(R-Davie)	125	12	0	12	113	90.40%	101 (tie)
West, Thomas Roger	(R-Cherokee)	125	11	1	12	113	90.40%	101 (tie)
Sutton, Ronnie (Ron) N.	(D-Robeson)	125	12	1	13	112	89.60%	104
Luebke, Paul	(D-Durham)	125	12	2	14	111	88.80%	105
Sherrill, Wilma M.	(R-Buncombe)	125	15	0	15	110	88.00%	106
Adams, Alma S.	(D-Guilford)	125	15	1	16	109	87.20%	107 (tie)
Gibson, Pryor A., III	(D-Anson)	125	14	2	16	109	87.20%	107 (tie)
Holmes, George M.	(R-Yadkin)	125	16	0	16	109	87.20%	107 (tie)
McMahan, William Edwin (Ed)	(R-Mecklenburg)	125	16	0	16	109	87.20%	107 (tie)
Underhill, Alice Graham	(D-Craven)	125	14	2	16	109	87.20%	107 (tie)
Walend, Trudi	(R-Transylvania)	125	16	1	17	108	86.40%	112
Starnes, Edgar V.	(R-Caldwell)	125	19	0	19	106	84.80%	113
Barnhart, Jeffrey (Jeff) L.	(R-Cabarrus)	125	19	2	21	104	83.20%	114 (tie)
Clary, Debbie A.	(R-Cleveland)	125	21	0	21	104	83.20%	114 (tie)
Church, Walter G., Sr.	(D-Burke)	125	21	1	22	103	82.40%	116
Morgan, Richard T.	(R-Moore)	125	19	4	23	102	81.60%	117
Brubaker, Harold J.	(R-Randolph)	125	25	0	25	100	80.00%	118 (tie)
LaRoque, Stephen A.	(R-Lenoir)	125	20	5	25	100	80.00%	118 (tie)
Rayfield, John M.	(R-Gaston)	125	35	1	36	89	71.20%	120

Note: Rep. William (Bill) T. Culpepper, III resigned on January 1, 2006 and was replaced by Rep. Timothy L. Spear on January 27, 2006.

2005 N.C. House of Representatives Attendance Rankings, Alphabetical Order by Representative



The number is the Representative's ranking out of the 120 Representatives who were ranked.

<u>Representative</u>	<u>2005 Attendance Ranking</u>	<u>Representative</u>	<u>2005 Attendance Ranking</u>	<u>Representative</u>	<u>2005 Attendance Ranking</u>	<u>Representative</u>	<u>2005 Attendance Ranking</u>
Adams, Alma S.	107 (tie)	Dockham, Jerry C.	87 (tie)	Jeffus, Margaret (Maggie) M.	33 (tie)	Rayfield, John M.	120
Alexander, Martha B.	87 (tie)	Dollar, Nelson	13 (tie)	Johnson, Linda P.	87 (tie)	Rhodes, John W.	93 (tie)
Allen, Bernard	13 (tie)	Earle, Beverly M.	48 (tie)	Jones, Earl	1 (tie)	Ross, Deborah K.	33 (tie)
Allen, Lucy T.	54 (tie)	Eddins, Rick L.	87 (tie)	Jones, Edward	1 (tie)	Sauls, John I.	65 (tie)
Allred, Cary D.	101 (tie)	England, Bob F.	65 (tie)	Justice, Carolyn H.	33 (tie)	Saunders, Drew P.	28 (tie)
Almond, David D., Jr.	28 (tie)	Faison, Bill	1 (tie)	Justus, Carolyn K.	93 (tie)	Setzer, Mitchell S.	65 (tie)
Barnhart, Jeffrey (Jeff) L.	114 (tie)	Farmer-Butterfield, Jean	73 (tie)	Kiser, Joe L.	96 (tie)	Sherrill, Wilma M.	106
Bell, Larry M.	54 (tie)	Fisher, Susan C.	82 (tie)	Langdon, James H., Jr.	33 (tie)	Stam, Paul (Skip)	13 (tie)
Black, James (Jim) B.	33 (tie)	Folwell, Dale R.	13 (tie)	LaRoque, Stephen A.	118 (tie)	Starnes, Edgar V.	113
Blackwood, Jacob Curtis, Jr.	54 (tie)	Frye, Phillip D.	1 (tie)	Lewis, David R.	73 (tie)	Steen, Fred F., II	73 (tie)
Blust, John Marshall	1 (tie)	Gibson, Pryor A., III	107 (tie)	Lucas, Marvin W.	48 (tie)	Stiller, Bonner L.	48 (tie)
Bordsen, Alice L.	54 (tie)	Gillespie, Mitch	13 (tie)	Luebke, Paul	105	Sutton, Ronnie (Ron) N.	104
Brown, Larry R.	13 (tie)	Glazier, Rick	33 (tie)	Martin, Grier	54 (tie)	Tolson, Joe P.	13 (tie)
Brubaker, Harold J.	118 (tie)	Goforth, Daniel Bruce	54 (tie)	McAllister, Mary E.	73 (tie)	Tucker, Russell E.	73 (tie)
Capps, J. Russell	65 (tie)	Goodwin, Melanie Wade	65 (tie)	McComas, Daniel (Danny) F.	96 (tie)	Underhill, Alice Graham	107 (tie)
Carney, Becky	1 (tie)	Grady, W. Robert	54 (tie)	McGee, William (Bill) C., Jr.	33 (tie)	Vinson, Douglas (Doug) S.	96 (tie)
Church, Walter G., Sr.	116	Gulley, Jim	28 (tie)	McLawhorn, Marian N.	54 (tie)	Wainwright, William L.	96 (tie)
Clary, Debbie A.	114 (tie)	Hackney, Joe	48 (tie)	McMahan, W. Edwin (Ed)	107 (tie)	Walend, Trudi	112
Cleveland, George G.	1 (tie)	Haire, R. Phillip (Phil)	87 (tie)	Michaux, H. M. (Mickey), Jr.	1 (tie)	Walker, R. Tracy	48 (tie)
Coates, Lorene T.	1 (tie)	Harrell, James (Jim) A., III	33 (tie)	Miller, Paul	65 (tie)	Warren, Edith D.	82 (tie)
Cole, E. Nelson	33 (tie)	Harrison, Mary Price Taylor	13 (tie)	Moore, Timothy (Tim) K.	33 (tie)	Weiss, Jennifer	33 (tie)
Coleman, Linda D.	65 (tie)	Hill, Dewey L.	73 (tie)	Morgan, Richard T.	117	West, Thomas Roger	101 (tie)
Crawford, James (Jim) W., Jr.	1 (tie)	Hilton, Mark K.	82 (tie)	Nye, Edd	1 (tie)	Wiley, Laura I.	13 (tie)
Culp, Arlie F.	82 (tie)	Holliman, L. Hugh	33 (tie)	Owens, William (Bill) C., Jr.	1 (tie)	Wilkins, W.A. (Winkie)	33 (tie)
Culpepper, William (Bill) T., III	13 (tie)	Hollo, Mark W.	33 (tie)	Parmon, Earline W.	73 (tie)	Williams, Arthur J.	13 (tie)
Cunningham, W. Pete	73 (tie)	Holloway, Bryan R.	13 (tie)	Pate, Louis M., Jr.	65 (tie)	Wilson, W. Eugene (Gene)	33 (tie)
Current, William (Bill) A., Sr.	54 (tie)	Holmes, George M.	107 (tie)	Pierce, Garland E.	48 (tie)	Womble, Larry W.	13 (tie)
Daughtridge, William (Bill) G.	87 (tie)	Howard, Julia Craven	101 (tie)	Preston, Jean R.	93 (tie)	Wray, Michael H.	82 (tie)
Daughtry, N. Leo	28 (tie)	Hunter, Howard J., Jr.	28 (tie)	Rapp, Raymond (Ray) C.	13 (tie)	Wright, Thomas E.	73 (tie)
Dickson, Margaret Highsmith	54 (tie)	Insko, Verla C.	96 (tie)	Ray, Karen B.	54 (tie)	Yongue, Douglas (Doug) Y.	13 (tie)

Note: Rep. William (Bill) T. Culpepper, III resigned on January 1, 2006 and was replaced by Rep. Timothy L. Spear on January 27, 2006.

Roll Call Voting Participation Rankings for Members of the 2005 N.C. Senate



<u>Senator</u>	<u>Party-County</u>	<u>Senate's Total Votes</u>	<u>Absent or Excused From Voting (# of Votes)</u>	<u>Maximum Votes Could Have Cast While Present</u>	<u>Actual Votes Cast</u>	<u>Percent of Voting Participation</u>	<u>Voting Participation Rank</u>
Apodaca, Thomas (Tom) M.	(R-Henderson)	1031	33	998	999*	100.00%	1 (tie)
Atwater, Robert (Bob) C.	(D-Chatham)	1031	18	1013	1013	100.00%	1 (tie)
Brock, Andrew C.	(R-Davie)	1031	0	1031	1031	100.00%	1 (tie)
Forrester, James (Jim) S.	(R-Gaston)	1031	2	1029	1029	100.00%	1 (tie)
Hunt, Neal	(R-Wake)	1031	1	1030	1030	100.00%	1 (tie)
Jacumin, Jim	(R-Burke)	1031	263	768	770*	100.00%	1 (tie)
Lucas, Jeanne Hopkins	(D-Durham)	1031	0	1031	1031	100.00%	1 (tie)
Presnell, Keith W.	(R-Yancey)	1031	0	1031	1031	100.00%	1 (tie)
Purcell, William (Bill) R.	(D-Scotland)	1031	10	1021	1021	100.00%	1 (tie)
Swindell, Albin B. (A.B.), IV	(D-Nash)	1031	1	1030	1030	100.00%	1 (tie)
Thomas, Scott	(D-Craven)	1031	22	1009	1009	100.00%	1 (tie)
Weinstein, David F.	(D-Robeson)	1031	19	1012	1012	100.00%	1 (tie)
Bingham, Stan	(R-Davidson)	1031	11	1020	1019	99.90%	13 (tie)
Boseman, Julia	(D-New Hanover)	1031	31	1000	999	99.90%	13 (tie)
Brown, Harry	(R-Onslow)	1031	12	1019	1018	99.90%	13 (tie)
Dalton, Walter H.	(D-Rutherford)	1031	11	1020	1019	99.90%	13 (tie)
Dannelly, Charlie S.	(D-Mecklenburg)	1031	55	976	975	99.90%	13 (tie)
Goodall, W. Edward (Eddie), Jr.	(R-Union)	1031	45	986	985	99.90%	13 (tie)
Hagan, Kay R.	(D-Guilford)	1031	22	1009	1008	99.90%	13 (tie)
Malone, Vernon	(D-Wake)	1031	45	986	985	99.90%	13 (tie)

*Senator's "Actual Votes Cast" exceeds "Maximum Votes Could Have Cast While Present" because of use of Paired Voting rule.

Roll Call Voting Participation Rankings for Members of the 2005 N.C. Senate



<u>Senator</u>	<u>Party-County</u>	<u>Senate's Total Votes</u>	<u>Absent or Excused From Voting (# of Votes)</u>	<u>Maximum Votes Could Have Cast While Present</u>	<u>Actual Votes Cast</u>	<u>Percent of Voting Participation</u>	<u>Voting Participation Rank</u>
Stevens, Richard Y.	(R-Wake)	1031	0	1031	1029	99.81%	21
Dorsett, Katie G.	(D-Guilford)	1031	32	999	997	99.80%	22 (tie)
Soles, R.C., Jr.	(D-Columbus)	1031	24	1007	1005	99.80%	22 (tie)
Pittenger, Robert M.	(R-Mecklenburg)	1031	82	949	947	99.79%	24
Snow, John J., Jr.	(D-Cherokee)	1031	1	1030	1027	99.71%	25
Berger, Philip E.	(R-Rockingham)	1031	4	1027	1023	99.61%	26
Smith, Fred	(R-Johnston)	1031	48	983	979	99.59%	27
Albertson, Charles W.	(D-Duplin)	1031	14	1017	1012	99.51%	28
Rand, Anthony (Tony) E.	(D-Cumberland)	1031	3	1028	1022	99.42%	29 (tie)
Tillman, Jerry W.	(R-Randolph)	1031	3	1028	1022	99.42%	29 (tie)
Allran, Austin M.	(R-Catawba)	1031	32	999	992	99.30%	31
Garwood, John A.	(R-Wilkes)	1031	94	937	929	99.15%	32
Blake, Harris D.	(R-Moore)	1031	8	1023	1013	99.02%	33
Kinnaird, Eleanor (Ellie)	(D-Orange)	1031	32	999	989	99.00%	34
Berger, Doug	(D-Franklin)	1031	0	1031	1019	98.84%	35
Garrou, Linda	(D-Forsyth)	1031	18	1013	1000	98.72%	36
Hartsell, Fletcher L., Jr.	(R-Cabarrus)	1031	54	977	964	98.67%	37
Graham, Malcolm	(D-Mecklenburg)	1031	76	955	941	98.53%	38
Holloman, Robert L.	(D-Hertford)	1031	38	993	977	98.39%	39
East, Don W.	(R-Surry)	1031	1	1030	1012	98.25%	40

Roll Call Voting Participation Rankings for Members of the 2005 N.C. Senate



<u>Senator</u>	<u>Party-County</u>	<u>Senate's Total Votes</u>	<u>Absent or Excused From Voting (# of Votes)</u>	<u>Maximum Votes Could Have Cast While Present</u>	<u>Actual Votes Cast</u>	<u>Percent of Voting Participation</u>	<u>Voting Participation Rank</u>
Cowell, Janet	(D-Wake)	1031	1	1030	1011	98.16%	41
Clodfelter, Daniel (Dan) G.	(D-Mecklenburg)	1031	30	1001	980	97.90%	42
Webster, Hugh	(R-Alamance)	1031	51	980	955	97.45%	43
Hoyle, David W.	(D-Gaston)	1031	74	957	930	97.18%	44
Basnight, Marc	(D-Dare)	1031	51	980	952	97.14%	45
Kerr, John H., III	(D-Wayne)	1031	0	1031	985	95.54%	46
Nesbitt, Martin L., Jr.	(D-Buncombe)	1031	74	957	891	93.10%	47
Jenkins, S. Clark	(D-Edgecombe)	1031	36	995	926	93.07%	48
Shaw, Larry	(D-Cumberland)	1031	82	949	875	92.20%	49

Note: Only 49 of the 50 members of the state Senate are included in this ranking because of the death of Senator Hamilton C. Horton, Jr., who passed away on January 31, 2006. Senator Horton was replaced by Senator William B. Miller on March 8, 2006. Senator Scott Thomas resigned from the Senate on January 18, 2006 and was replaced by Senator C.W. (Pete) Bland on February 1, 2006.

2005 N.C. Senate Roll Call Voting Participation Rankings, Alphabetical Order by Senator



The number is the Senator's ranking out of the 49 Senators who were ranked.

<u>Senator</u>	2005 Voting Participation Rank	<u>Senator</u>	2005 Voting Participation Rank
Albertson, Charles W.	28	Holloman, Robert L.	39
Allran, Austin M.	31	Hoyle, David W.	44
Apodaca, Thomas (Tom) M.*	1 (tie)	Hunt, Neal	1 (tie)
Atwater, Robert (Bob) C.	1 (tie)	Jacumin, Jim*	1 (tie)
Basnight, Marc	45	Jenkins, S. Clark	48
Berger, Doug	35	Kerr, John H., III	46
Berger, Philip E.	26	Kinnaird, Eleanor (Ellie)	34
Bingham, Stan	13 (tie)	Lucas, Jeanne Hopkins	1 (tie)
Blake, Harris D.	33	Malone, Vernon	13 (tie)
Boseman, Julia	13 (tie)	Nesbitt, Martin L., Jr.	47
Brock, Andrew C.	1 (tie)	Pittenger, Robert M.	24
Brown, Harry	13 (tie)	Presnell, Keith W.	1 (tie)
Clodfelter, Daniel (Dan) G.	42	Purcell, William (Bill) R.	1 (tie)
Cowell, Janet	41	Rand, Anthony (Tony) E.	29 (tie)
Dalton, Walter H.	13 (tie)	Shaw, Larry	49
Dannelly, Charlie S.	13 (tie)	Smith, Fred	27
Dorsett, Katie G.	22 (tie)	Snow, John J., Jr.	25
East, Don W.	40	Soles, R.C., Jr.	22 (tie)
Forrester, James (Jim) S.	1 (tie)	Stevens, Richard Y.	21
Garrou, Linda	36	Swindell, Albin B. (A.B.), IV	1 (tie)
Garwood, John A.	32	Thomas, Scott	1 (tie)
Goodall, W. Edward (Eddie), Jr.	13 (tie)	Tillman, Jerry W.	29 (tie)
Graham, Malcolm	38	Webster, Hugh	43
Hagan, Kay R.	13 (tie)	Weinstein, David F.	1 (tie)
Hartsell, Fletcher L., Jr.	37		

*Senator's "Actual Votes Cast" exceeds "Maximum Votes Could Have Cast While Present" because of Paired Voting rule.

Note: Only 49 of the 50 members of the state Senate are included in this ranking because of the death of Senator Hamilton C. Horton, Jr., who passed away on January 31, 2006. Senator Horton was replaced by Senator William B. Miller on March 8, 2006. Senator Scott Thomas resigned from the Senate on January 18, 2006 and was replaced by Senator C.W. (Pete) Bland on February 1, 2006.

Roll Call Voting Participation Rankings for Members of the 2005 N.C. House of Representatives



<u>Representative</u>	<u>Party-County</u>	<u>House's Total Votes</u>	<u>Absent or Excused From Voting (# of Votes)</u>	<u>Maximum Votes Could Have Cast While Present</u>	<u>Actual Votes Cast</u>	<u>Percent of Voting Participation</u>	<u>Voting Participation Rank</u>
Dollar, Nelson	(R-Wake)	1228	0	1228	1228	100.00%	1 (tie)
Fisher, Susan C.	(D-Buncombe)	1228	54	1174	1174	100.00%	1 (tie)
Harrison, Mary Price Taylor	(D-Guilford)	1228	17	1211	1211	100.00%	1 (tie)
Justus, Carolyn K.	(R-Henderson)	1228	24	1204	1204	100.00%	1 (tie)
McGee, William (Bill) C., Jr.	(R-Forsyth)	1228	9	1219	1219	100.00%	1 (tie)
Steen, Fred F., II	(R-Rowan)	1228	26	1202	1202	100.00%	1 (tie)
Carney, Becky	(D-Mecklenburg)	1228	0	1228	1227	99.92%	7 (tie)
Glazier, Rick	(D-Cumberland)	1228	15	1213	1212	99.92%	7 (tie)
Allen, Lucy T.	(D-Franklin)	1228	18	1210	1208	99.83%	9 (tie)
Bordsen, Alice L.	(D-Alamance)	1228	40	1188	1186	99.83%	9 (tie)
Wilson, W. Eugene (Gene)	(R-Watauga)	1228	34	1194	1192	99.83%	9 (tie)
Coates, Lorene T.	(D-Rowan)	1228	0	1228	1225	99.76%	12 (tie)
Rapp, Raymond (Ray) C.	(D-Madison)	1228	0	1228	1225	99.76%	12 (tie)
Dickson, Margaret Highsmith	(D-Cumberland)	1228	43	1185	1182	99.75%	14 (tie)
Hollo, Mark W.	(R-Alexander)	1228	35	1193	1190	99.75%	14 (tie)
Lucas, Marvin W.	(D-Cumberland)	1228	27	1201	1198	99.75%	14 (tie)
Weiss, Jennifer	(D-Wake)	1228	20	1208	1205	99.75%	14 (tie)
Pate, Louis M., Jr.	(R-Wayne)	1228	52	1176	1173	99.74%	18
Frye, Phillip D.	(R-Mitchell)	1228	0	1228	1224	99.67%	19
Goodwin, Melanie Wade	(D-Richmond)	1228	61	1167	1163	99.66%	20 (tie)

Roll Call Voting Participation Rankings for Members of the 2005 N.C. House of Representatives



<u>Representative</u>	<u>Party-County</u>	<u>House's Total Votes</u>	<u>Absent or Excused From Voting (# of Votes)</u>	<u>Maximum Votes Could Have Cast While Present</u>	<u>Actual Votes Cast</u>	<u>Percent of Voting Participation</u>	<u>Voting Participation Rank</u>
Miller, Paul	(D-Durham)	1228	50	1178	1174	99.66%	20 (tie)
Walker, R. Tracy	(R-Wilkes)	1228	34	1194	1190	99.66%	20 (tie)
Wray, Michael H.	(D-Northampton)	1228	74	1154	1150	99.65%	23
Rayfield, John M.	(R-Gaston)	1228	191	1037	1033	99.61%	24
Blackwood, Jacob Curtis, Jr.	(R-Union)	1228	9	1219	1214	99.59%	25
Pierce, Garland E.	(D-Scotland)	1228	34	1194	1189	99.58%	26
Holloway, Bryan R.	(R-Stokes)	1228	0	1228	1222	99.51%	27 (tie)
Justice, Carolyn H.	(R-Pender)	1228	12	1216	1210	99.51%	27 (tie)
Daughtridge, William (Bill) G.	(R-Nash)	1228	81	1147	1141	99.48%	29
LaRoque, Stephen A.	(R-Lenoir)	1228	109	1119	1113	99.46%	30 (tie)
Sherrill, Wilma M.	(R-Buncombe)	1228	126	1102	1096	99.46%	30 (tie)
Underhill, Alice Graham	(D-Craven)	1228	124	1104	1098	99.46%	30 (tie)
Almond, David D., Jr.	(R-Stanly)	1228	7	1221	1214	99.43%	33
Stiller, Bonner L.	(R-Brunswick)	1228	30	1198	1191	99.42%	34
Cleveland, George G.	(R-Onslow)	1228	0	1228	1220	99.35%	35 (tie)
Gillespie, Mitch	(R-McDowell)	1228	5	1223	1215	99.35%	35 (tie)
Nye, Edd	(D-Bladen)	1228	0	1228	1220	99.35%	35 (tie)
Hilton, Mark K.	(R-Catawba)	1228	16	1212	1204	99.34%	38 (tie)
Wilkins, W.A. (Winkie)	(D-Person)	1228	21	1207	1199	99.34%	38 (tie)
Goforth, Daniel Bruce	(D-Buncombe)	1228	34	1194	1186	99.33%	40 (tie)

Roll Call Voting Participation Rankings for Members of the 2005 N.C. House of Representatives



<u>Representative</u>	<u>Party-County</u>	<u>House's Total Votes</u>	<u>Absent or Excused From Voting (# of Votes)</u>	<u>Maximum Votes Could Have Cast While Present</u>	<u>Actual Votes Cast</u>	<u>Percent of Voting Participation</u>	<u>Voting Participation Rank</u>
Martin, Grier	(D-Wake)	1228	36	1192	1184	99.33%	40 (tie)
Haire, R. Phillip (Phil)	(D-Jackson)	1228	81	1147	1139	99.30%	42
Faison, Bill	(D-Orange)	1228	3	1225	1216	99.27%	43
Moore, Timothy (Tim) K.	(R-Cleveland)	1228	6	1222	1213	99.26%	44 (tie)
Tucker, Russell E.	(D-Duplin)	1228	4	1224	1215	99.26%	44 (tie)
Wainwright, William L.	(D-Craven)	1228	102	1126	1117	99.20%	46
Jeffus, Margaret (Maggie) M.	(D-Guilford)	1228	0	1228	1218	99.19%	47 (tie)
Tolson, Joe P.	(D-Edgecombe)	1228	1	1227	1217	99.19%	47 (tie)
Kiser, Joe L.	(R-Lincoln)	1228	145	1083	1074	99.17%	49
Ross, Deborah K.	(D-Wake)	1228	8	1220	1209	99.10%	50
Allred, Cary D.	(R-Alamance)	1228	60	1168	1157	99.06%	51
McLawhorn, Marian N.	(D-Pitt)	1228	67	1161	1150	99.05%	52 (tie)
Warren, Edith D.	(D-Pitt)	1228	76	1152	1141	99.05%	52 (tie)
Alexander, Martha B.	(D-Mecklenburg)	1228	63	1165	1153	98.97%	54
Walend, Trudi	(R-Transylvania)	1228	78	1150	1138	98.96%	55
Jones, Edward	(D-Halifax)	1228	99	1129	1117	98.94%	56
Grady, W. Robert	(R-Onslow)	1228	59	1169	1156	98.89%	57
Jones, Earl	(D-Guilford)	1228	0	1228	1214	98.86%	58
West, Thomas Roger	(R-Cherokee)	1228	87	1141	1127	98.77%	59
Langdon, James H., Jr.	(R-Johnston)	1228	25	1203	1188	98.75%	60

Roll Call Voting Participation Rankings for Members of the 2005 N.C. House of Representatives



<u>Representative</u>	<u>Party-County</u>	<u>House's Total Votes</u>	<u>Absent or Excused From Voting (# of Votes)</u>	<u>Maximum Votes Could Have Cast While Present</u>	<u>Actual Votes Cast</u>	<u>Percent of Voting Participation</u>	<u>Voting Participation Rank</u>
Ray, Karen B.	(R-Iredell)	1228	37	1191	1176	98.74%	61
Current, William (Bill) A., Sr.	(R-Gaston)	1228	47	1181	1166	98.73%	62
Brown, Larry R.	(R-Forsyth)	1228	5	1223	1207	98.69%	63
Allen, Bernard	(D-Wake)	1228	21	1207	1191	98.67%	64
Culp, Arlie F.	(R-Randolph)	1228	112	1116	1101	98.66%	65
Lewis, David R.	(R-Harnett)	1228	50	1178	1162	98.64%	66 (tie)
Luebke, Paul	(D-Durham)	1228	122	1106	1091	98.64%	66 (tie)
Starnes, Edgar V.	(R-Caldwell)	1228	54	1174	1158	98.64%	66 (tie)
Wiley, Laura I.	(R-Guilford)	1228	4	1224	1207	98.61%	69
Adams, Alma S.	(D-Guilford)	1228	143	1085	1069	98.53%	70
Gulley, Jim	(R-Mecklenburg)	1228	9	1219	1201	98.52%	71
Williams, Arthur J.	(D-Beaufort)	1228	0	1228	1209	98.45%	72
Sauls, John I.	(R-Lee)	1228	93	1135	1117	98.41%	73 (tie)
Setzer, Mitchell S.	(R-Catawba)	1228	30	1198	1179	98.41%	73 (tie)
Gibson, Pryor A., III	(D-Anson)	1228	54	1174	1155	98.38%	75
Barnhart, Jeffrey (Jeff) L.	(R-Cabarrus)	1228	162	1066	1048	98.31%	76
Yongue, Douglas (Doug) Y.	(D-Scotland)	1228	1	1227	1206	98.29%	77
Hackney, Joe	(D-Orange)	1228	24	1204	1183	98.26%	78 (tie)
Hill, Dewey L.	(D-Columbus)	1228	23	1205	1184	98.26%	78 (tie)
Coleman, Linda D.	(D-Wake)	1228	35	1193	1172	98.24%	80

Roll Call Voting Participation Rankings for Members of the 2005 N.C. House of Representatives



<u>Representative</u>	<u>Party-County</u>	<u>House's Total Votes</u>	<u>Absent or Excused From Voting (# of Votes)</u>	<u>Maximum Votes Could Have Cast While Present</u>	<u>Actual Votes Cast</u>	<u>Percent of Voting Participation</u>	<u>Voting Participation Rank</u>
England, Bob F.	(D-Rutherford)	1228	42	1186	1164	98.15%	81
Folwell, Dale R.	(R-Forsyth)	1228	0	1228	1205	98.13%	82
Owens, William (Bill) C., Jr.	(D-Pasquotank)	1228	0	1228	1204	98.05%	83
Bell, Larry M.	(D-Sampson)	1228	9	1219	1195	98.03%	84
Clary, Debbie A.	(R-Cleveland)	1228	169	1059	1038	98.02%	85
Capps, J. Russell	(R-Wake)	1228	230	998	978	98.00%	86
Holliman, L. Hugh	(D-Davidson)	1228	19	1209	1184	97.93%	87
Farmer-Butterfield, Jean	(D-Wilson)	1228	33	1195	1170	97.91%	88
Eddins, Rick L.	(R-Wake)	1228	42	1186	1161	97.89%	89
Womble, Larry W.	(D-Forsyth)	1228	13	1215	1188	97.78%	90
Blust, John Marshall	(R-Guilford)	1228	0	1228	1200	97.72%	91
Cole, E. Nelson	(D-Rockingham)	1228	11	1217	1189	97.70%	92
Johnson, Linda P.	(R-Cabarrus)	1228	109	1119	1093	97.68%	93
Preston, Jean R.	(R-Carteret)	1228	48	1180	1152	97.63%	94
Sutton, Ronnie (Ron) N.	(D-Robeson)	1228	51	1177	1149	97.62%	95
Vinson, Douglas (Doug) S.	(R-Mecklenburg)	1228	147	1081	1055	97.59%	96
Culpepper, William (Bill) T., III	(D-Chowan)	1228	1	1227	1194	97.31%	97
Stam, Paul (Skip)	(R-Wake)	1228	2	1226	1191	97.15%	98
Dockham, Jerry C.	(R-Davidson)	1228	77	1151	1118	97.13%	99 (tie)
Howard, Julia Craven	(R-Davie)	1228	44	1184	1150	97.13%	99 (tie)

Roll Call Voting Participation Rankings for Members of the 2005 N.C. House of Representatives



<u>Representative</u>	<u>Party-County</u>	<u>House's Total Votes</u>	<u>Absent or Excused From Voting (# of Votes)</u>	<u>Maximum Votes Could Have Cast While Present</u>	<u>Actual Votes Cast</u>	<u>Percent of Voting Participation</u>	<u>Voting Participation Rank</u>
Brubaker, Harold J.	(R-Randolph)	1228	208	1020	990	97.06%	101
McComas, Daniel (Danny) F.	(R-New Hanover)	1228	132	1096	1063	96.99%	102
Parmon, Earline W.	(D-Forsyth)	1228	37	1191	1153	96.81%	103
Wright, Thomas E.	(D-New Hanover)	1228	15	1213	1172	96.62%	104
Crawford, James (Jim) W., Jr.	(D-Granville)	1228	0	1228	1186	96.58%	105
McAllister, Mary E.	(D-Cumberland)	1228	47	1181	1124	95.17%	106
Insko, Verla C.	(D-Orange)	1228	112	1116	1062	95.16%	107
Rhodes, John W.	(R-Mecklenburg)	1228	65	1163	1105	95.01%	108
Morgan, Richard T.	(R-Moore)	1228	75	1153	1093	94.80%	109
Cunningham, W. Pete	(D-Mecklenburg)	1228	59	1169	1104	94.44%	110
Saunders, Drew P.	(D-Mecklenburg)	1228	18	1210	1139	94.13%	111
McMahan, William Edwin (Ed)	(R-Mecklenburg)	1228	289	939	869	92.55%	112
Earle, Beverly M.	(D-Mecklenburg)	1228	38	1190	1100	92.44%	113
Harrell, James (Jim) A., III	(D-Surry)	1228	45	1183	1087	91.89%	114
Daughtry, N. Leo	(R-Johnston)	1228	21	1207	1057	87.57%	115
Holmes, George M.	(R-Yadkin)	1228	131	1097	933	85.05%	116
Michaux, Henry M. (Mickey), Jr.	(D-Durham)	1228	0	1228	1035	84.28%	117
Church, Walter G., Sr.	(D-Burke)	1228	203	1025	809	78.93%	118
Hunter, Howard J., Jr.	(D-Hertford)	1228	13	1215	817	67.24%	119
Black, James (Jim) B., Speaker	(D-Mecklenburg)		Historically, the Speaker of the House has voted only to break ties or when he deems it necessary. With a closely divided chamber in the last few years, the person in the Speaker's chair has started to vote more frequently, and the Center may include statistics on that person's roll call voting participation rate in future years.				N/A

2005 N.C. House of Representatives Roll Call Voting Participation Rankings, Alphabetical Order by Representative



<u>Representative</u>	<u>2005 Voting Participation Rank</u>	<u>Representative</u>	<u>2005 Voting Participation Rank</u>	<u>Representative</u>	<u>2005 Voting Participation Rank</u>	<u>Representative</u>	<u>2005 Voting Participation Rank</u>
Adams, Alma S.	70	Dockham, Jerry C.	99 (tie)	Jeffus, Margaret (Maggie) M.	47 (tie)	Rayfield, John M.	24
Alexander, Martha B.	54	Dollar, Nelson	1 (tie)	Johnson, Linda P.	93	Rhodes, John W.	108
Allen, Bernard	64	Earle, Beverly M.	113	Jones, Earl	58	Ross, Deborah K.	50
Allen, Lucy T.	9 (tie)	Eddins, Rick L.	89	Jones, Edward	56	Sauls, John I.	73 (tie)
Allred, Cary D.	51	England, Bob F.	81	Justice, Carolyn H.	27 (tie)	Saunders, Drew P.	111
Almond, David D., Jr.	33	Faison, Bill	43	Justus, Carolyn K.	1 (tie)	Setzer, Mitchell S.	73 (tie)
Barnhart, Jeffrey (Jeff) L.	76	Farmer-Butterfield, Jean	88	Kiser, Joe L.	49	Sherrill, Wilma M.	30 (tie)
Bell, Larry M.	84	Fisher, Susan C.	1 (tie)	Langdon, James H., Jr.	60	Stam, Paul (Skip)	98
Black, James (Jim) B.	N/A	Folwell, Dale R.	82	LaRoque, Stephen A.	30 (tie)	Starnes, Edgar V.	66 (tie)
Blackwood, Jacob Curtis, Jr.	25	Frye, Phillip D.	19	Lewis, David R.	66 (tie)	Steen, Fred F., II	1 (tie)
Blust, John Marshall	91	Gibson, Pryor A., III	75	Lucas, Marvin W.	14 (tie)	Stiller, Bonner L.	34
Bordsen, Alice L.	9 (tie)	Gillespie, Mitch	35 (tie)	Luebke, Paul	66 (tie)	Sutton, Ronnie (Ron) N.	95
Brown, Larry R.	63	Glazier, Rick	7 (tie)	Martin, Grier	40 (tie)	Tolson, Joe P.	47 (tie)
Brubaker, Harold J.	101	Goforth, Daniel Bruce	40 (tie)	McAllister, Mary E.	106	Tucker, Russell E.	44 (tie)
Capps, J. Russell	86	Goodwin, Melanie Wade	20 (tie)	McComas, Daniel (Danny) F.	102	Underhill, Alice Graham	30 (tie)
Carney, Becky	7 (tie)	Grady, W. Robert	57	McGee, William (Bill) C., Jr.	1 (tie)	Vinson, Douglas (Doug) S.	96
Church, Walter G., Sr.	118	Gulley, Jim	71	McLawhorn, Marian N.	52 (tie)	Wainwright, William L.	46
Clary, Debbie A.	85	Hackney, Joe	78 (tie)	McMahan, W. Edwin (Ed)	112	Walend, Trudi	55
Cleveland, George G.	35 (tie)	Haire, R. Phillip (Phil)	42	Michaux, H. M. (Mickey), Jr.	117	Walker, R. Tracy	20 (tie)
Coates, Lorene T.	12 (tie)	Harrell, James (Jim) A., III	114	Miller, Paul	20 (tie)	Warren, Edith D.	52 (tie)
Cole, E. Nelson	92	Harrison, Mary Price Taylor	1 (tie)	Moore, Timothy (Tim) K.	44 (tie)	Weiss, Jennifer	14 (tie)
Coleman, Linda D.	80	Hill, Dewey L.	78 (tie)	Morgan, Richard T.	109	West, Thomas Roger	59
Crawford, James (Jim) W., Jr.	105	Hilton, Mark K.	38 (tie)	Nye, Edd	35 (tie)	Wiley, Laura I.	69
Culp, Arlie F.	65	Holliman, L. Hugh	87	Owens, William (Bill) C., Jr.	83	Wilkins, W.A. (Winkie)	38 (tie)
Culpepper, William (Bill) T., III	97	Hollo, Mark W.	14 (tie)	Parmon, Earline W.	103	Williams, Arthur J.	72
Cunningham, W. Pete	110	Holloway, Bryan R.	27 (tie)	Pate, Louis M., Jr.	18	Wilson, W. Eugene (Gene)	9 (tie)
Current, William (Bill) A., Sr.	62	Holmes, George M.	116	Pierce, Garland E.	26	Womble, Larry W.	90
Daughtridge, William (Bill) G.	29	Howard, Julia Craven	99 (tie)	Preston, Jean R.	94	Wray, Michael H.	23
Daughtry, N. Leo	115	Hunter, Howard J., Jr.	119	Rapp, Raymond (Ray) C.	12 (tie)	Wright, Thomas E.	104
Dickson, Margaret Highsmith	14 (tie)	Insko, Verla C.	107	Ray, Karen B.	61	Yongue, Douglas (Doug) Y.	77

The number is the Representative's ranking out of the 119 Representatives who were ranked.



North Carolina Center for Public Policy Research

Board of Directors

Chair
Michael C. Miller

Vice-Chair
Ed McMahan

Secretary
Stephanie M. Walker

Treasurer
Randy Fraser

Leslie Anderson
Wanda Bryant
Robert F. Burgin
William R. Capps
Javier Castillo
Astrid Chirinos
Walter Dalton
Allen D. Feezor
Marilyn Foote-Hudson
Lolita Wood Foster
Henry Hinton

Betsy Justus
Linda McGee
Karen McNeil-Miller
Susan L. Patterson
Jean Preston
William Scoggin
Gwynn T. Swinson
Gregg Thompson
John S. Willardson

Executive Director
Ran Coble

Center Staff
Tammy Bromley
Mike McLaughlin
Laurita Ray
Nancy Rose
Sam Watts

The North Carolina Center for Public Policy Research is an independent, nonprofit organization dedicated to the goals of a better informed public and more effective, accountable, and responsive government. The Center identifies public policy issues facing North Carolina and enriches the dialogue among citizens, the media, and policymakers. Based on its research, the Center makes recommendations for improving the way government serves the people of this state. In all its efforts, the Center values reliable and objective research as a basis for analyzing public policy, independence from partisan bias and political ideology, the richness of the state's diverse population, and a belief in the importance of citizen involvement in public life.

The Center was formed in 1977 by a diverse group of private citizens for the purpose of gathering, analyzing, and disseminating information concerning North Carolina's institutions of government. It is a nonpartisan organization guided by a self-electing Board of Directors and has individual and corporate members across the state.

Center projects include the issuance of special reports on major policy questions; the publication of a magazine called *North Carolina Insight*; joint productions of public affairs programs with WPTF-AM radio, the N.C. Radio News Network, and Time Warner Cable TV; and the regular participation of members of the staff and the Board in public affairs programs around the state. An attempt is made in the various projects undertaken by the Center to synthesize the thoroughness of scholarly research with the readability of good journalism. Each Center publication represents an effort to amplify conflicting ideas on the subject under study and to reach conclusions based on sound rationalization of these competing ideas.

Please mail this portion of the page with your check payable to the
North Carolina Center for Public Policy Research, P.O. Box 430, Raleigh, NC 27602,
FAX your order to (919) 832-2847 or order by email to tbromley@nccppr.org

AMOUNT
ENCLOSED:

? I'd like to join the N.C. Center and receive the latest issue of *North Carolina Insight* magazine and "From the Center Out" newsletter. \$ _____

? \$1,000 Corporate Patron ? \$500 Supporting Corporate ? \$250 Full-Service* ? \$100 Supporting Individual ? \$50 Organizational ? \$36 Individual

* Receives all major reports and *Article II: A Guide to the N.C. Legislature*

? I'd like to order the following Center publications:

_____ additional copies of *Rankings of Effectiveness, Attendance, and Roll Call Voting Participation for the 2005 N.C. General Assembly* (\$10.00 each) \$ _____

_____ copies of *Article II: A Guide to the 2005-06 N.C. Legislature*, including a supplement with committee assignments (\$25.00 each) \$ _____

_____ copies of forthcoming report, *Rankings of the Most Influential Lobbyists in the 2005 N.C. General Assembly* (\$10.00 each, to be released in August 2006) \$ _____

_____ a set of all three publications (\$35.00 each set) \$ _____

_____ copies of *North Carolina Insight*, Vol. 22, No. 1, Eastern North Carolina Revisited: What Drives the Region's Economy? (\$20.00 each) \$ _____

_____ copies of *North Carolina Insight*, Vol. 21, No. 4, Safe at Home? Fighting Family Violence in North Carolina (\$10.00 each) \$ _____

These prices include tax, postage, and handling.

TOTAL ENCLOSED: \$ _____

Call 919-832-2839 for information on discounts for orders of 10 or more copies of one publication.

Please bill me

NAME _____ ORGANIZATION _____

ADDRESS _____

CITY _____ STATE _____ ZIP _____ PHONE _____

NORTH CAROLINA CENTER FOR
PUBLIC POLICY RESEARCH INC.
P.O. Box 430, Raleigh, North Carolina 27602
Tel: 919-832-2839 Fax: 919-832-2847
<http://www.nccppr.org>

