

**2005 Annual Report**  
**High Point Police Department**  
**High Point, North Carolina**



**James H. Fealy, Chief of Police**

**March, 2006**

**Jim Fealy**  
Chief of Police

PHONE (336) 887-7970  
FAX (336) 887-7972  
TDD (336) 883-8517



## *High Point Police Department*

March 8, 2006

Strib Boynton, City Manager  
City of High Point  
211 S. Hamilton Street  
High Point, NC 27261

Dear Strib:

Over the past year we have continued the refinement of our “data-driven, focused enforcement” and “community problem solving.” We consistently apply these successful strategies to broad areas of our mission. We are finding that our philosophy embedded in these strategies has been very successful in reducing violent crime. We have expanded this approach into our traffic enforcement and property crimes reduction efforts, and we have observed early successes.

A continued low rate of complaints against our employees and a recently commissioned citizen survey concerning our Department both indicate that we have been very successful in meeting our citizens’ expectations. As you know, we hold the respect and trust bestowed upon our department by the public as our most precious commodity---and our most effective crime-fighting tool.

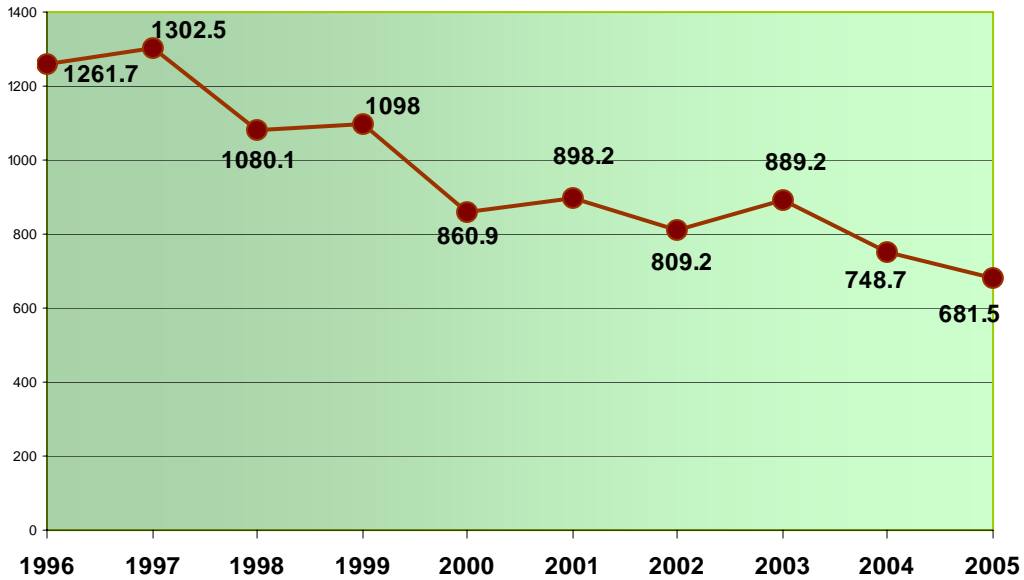
I know you share my pride in the employees of the High Point Police Department. Every single day they prove to be the most dedicated and committed servants of the public that I have ever observed.

James H. Fealy,  
Chief of Police

## Overview of 2005 Reported Crime

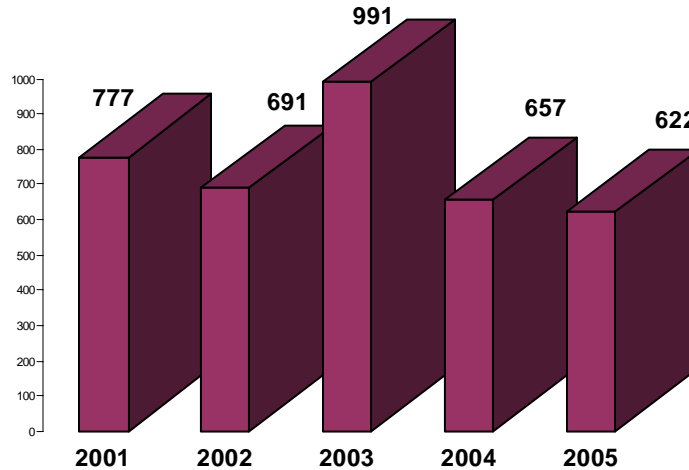
The 2005 violent crime rate for the City of High Point reinforced a downward trend in violence begun with the implementation of the Violent Crimes Task Force's Offender Notification strategy in 1998. In fact, the violent crime rate shows an overall decrease of 47% since 1997 despite the city's steady population increase.

Figure 1. 10-Year Violence Rate



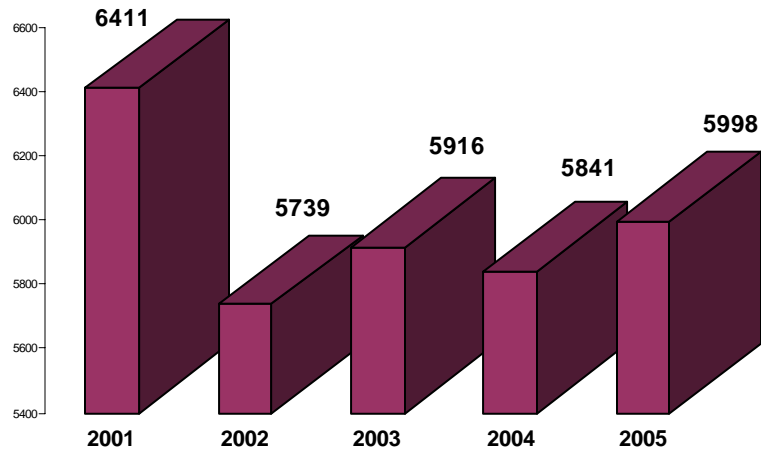
622 **violent crimes** were reported in 2005, down from 657 reported in 2004. Murder was down 18%; rape was down 25%; robbery was down 1% and assaults were down 6%, for an overall total of -5%. Five-year violent crime totals are charted below:

Figure 2. Violent Crime



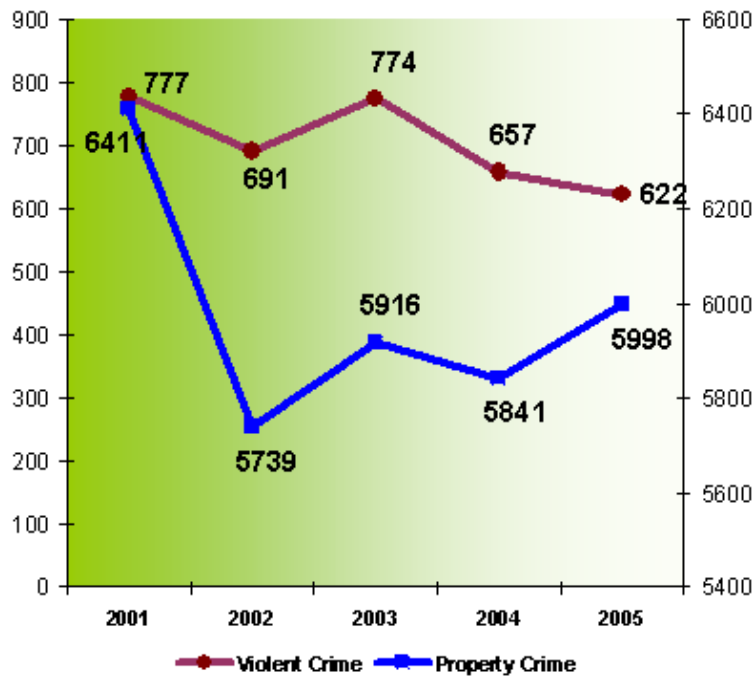
**Property crime** rose slightly, from 5841 in 2004 to 5998 in 2005. Burglary was up 8%; larceny 1%, and arson 6%; auto theft was down 3% for an overall property crime increase of 3%.

Figure 3. 5-year Property Crime Totals



The chart below illustrates violent and property crime trends over the last five years;

Figure 4. Violent and Property Crime Trends



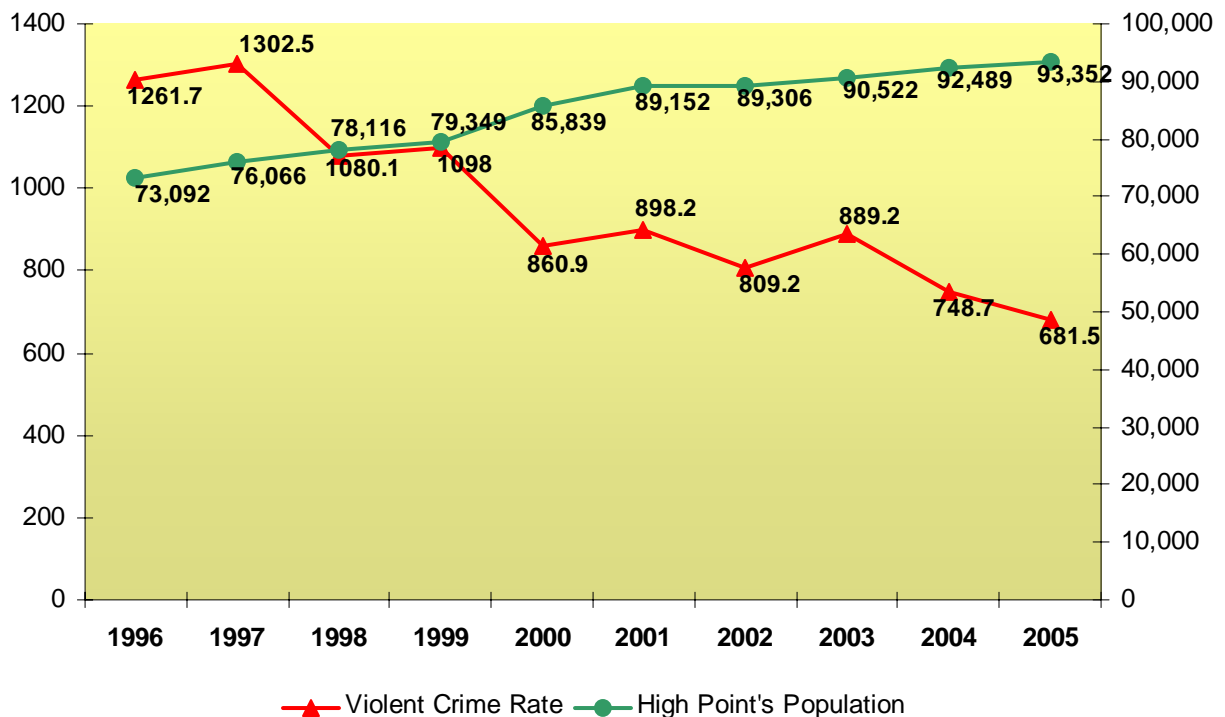
## Crime and Police Response

Over the past ten years, as the population of High Point has grown, the rate of violent crime has decreased as shown in the following graph. The City's population has grown from 73,092 in 1996 to 93,352 in 2005, an increase of 21%. At the same time, the city's Violent Crime Rate as reported by the State Bureau of Investigation has *decreased* 47% from 1261.7 to 681.5, an overall reduction in violence achieved over several years.

Much credit is due to the Department's increase in and deployment of personnel over the last three years. In 2002 sworn staff hovered around 185, despite an official allocation for 201. Strong recruitment efforts and 24 new officers (12 through the regular budget and 12 through a federal COPS grant) now have our sworn strength consistently at 225 officers. The reorganization and innovative shift overlapping have resulted in more officers available at peak times to answer calls and engage in preemptive activities.

Further credit must be given to our Offender Notification Strategy ("call-ins") and the Street Drug Initiative with their strong community partnerships. These initiatives have become institutionalized; it is how the High Point Police Department conducts business. Through these efforts, word is out on the streets that the Police Department "does not play" --- we are serious about violence, guns and drug crime.

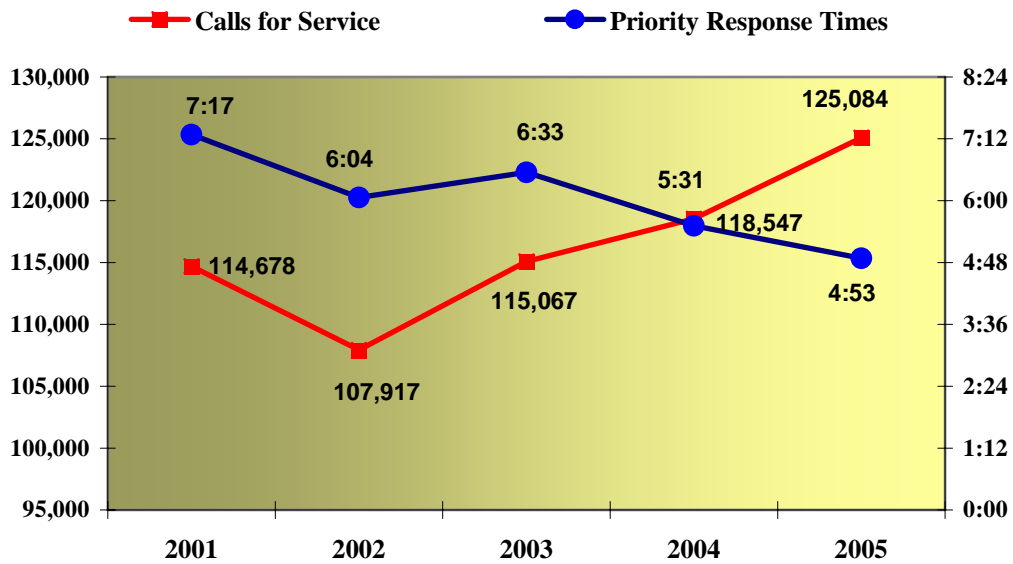
Figure 5. Population and Violent Crime Rate



## Calls for Service

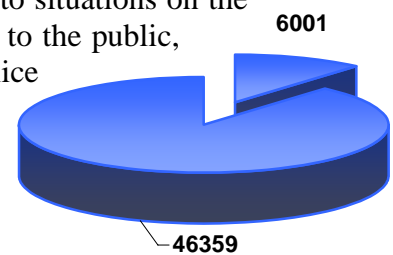
The volume of calls for service increased 5% from 118,547 in 2004 to 125,084 in 2005. At the same time, however, High Point Police officers' response time has actually decreased over a period of five years from 7 minutes/17 seconds in 2001 to 4 minutes/58 seconds for priority calls. Credit for this improvement goes to increased staffing of both sworn and non-sworn personnel positions as well as adjustments to our structure and deployment plan.

Figure 6. CFS and Priority Response Times

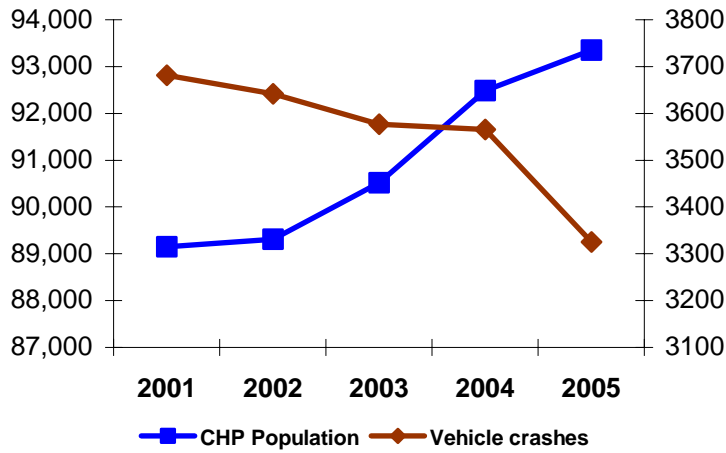


## Staff Duty Officers

Four Staff Duty officers are on call at the station Monday through Friday from 7AM to 10PM, and weekends from 9AM to 7PM. In 2005, Staff Duty officers took 6001 or 11 % of the 46,359 reports taken. These reports were telephoned in, submitted on the internet via P2C (Police to Citizen), or occurred when individuals came to the station to file a report. This valuable civilian resource means sworn officers do not have to come back to the station to take reports, allowing speedier, proactive response to situations on the streets. Staff Duty officers also provide a better level of service to the public, with shorter wait times and more options available for filing a police report.



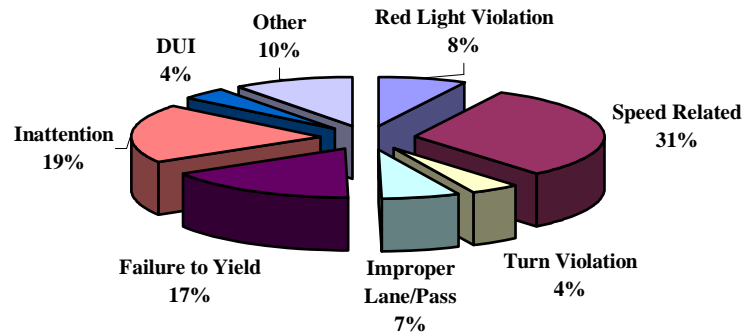
## Traffic Issues



Traffic is the main concern for Field Operations North. Emphasis has been on speed and red-light violations, and seems to have paid off. Vehicle crashes were down 7% in 2005, from 3566 in 2004 to 3325, continuing the 5-year downward trend illustrated at left.

Figure 7. Crash Causes

Causes of crashes are illustrated in this chart.



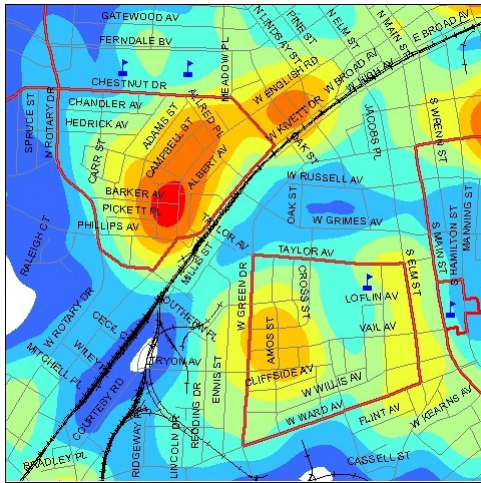
## Top Ten Crash Intersections

The top intersection for crashes is still Fairfield and Main; some intersections on the '04 list are not on the '05 list such as College/ Kivett and Lexington /Main. Others took their place, however, such as Penny Road/Wendover and English/Main.

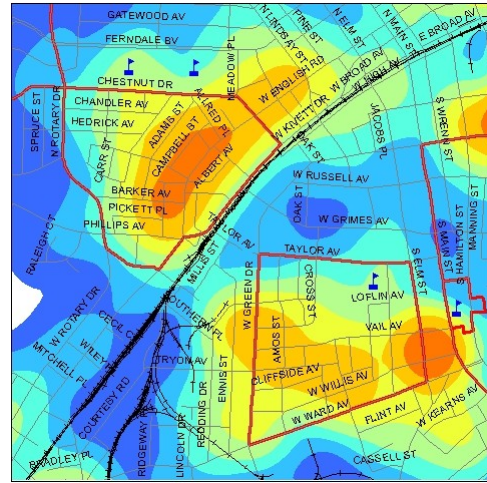
Fairfield Road	Main Street	23
Eastchester	Skeet Club/Wendover	22
Eastchester/Westchester	Main Street	22
Eastchester	311 Bypass	19
English Road	Main Street	18
Kivett Drive	Main Street	16
Centennial	Eastchester	15
Gordon/Oneka	Hoskins Street	14
Hoskins/Oneka	Kivett Drive	14
Penny Road	Wendover Ave	13

## Violent Crimes Task Force Offender Notification and Street Drug Initiative

615 days after implementation of the **West End Street Drug Initiative**, drug and drug-related crime are down 33% on average. Violent crimes are down an average of 38%. Open air drug markets and curbside selling have all but disappeared. Any instance of crime or suspicious behavior is called in to police, who respond quickly. Community residents continue to work with the Police Department to maintain calm and safer streets.



**West End  
one year  
before and  
after the  
Call - In**



In the **Daniel Brooks Street Drug Initiative** area, street level drug-dealing is all but gone. Informants have been unable to buy drugs in the area, an indication that the zero-tolerance message has been heard. Of the 12 offenders “called-in,” only 2 have re-offended. What violence there is appears to be domestic, and police have partnered with service organizations and the Housing Authority to address this issue. Police have also coordinated with other City departments to address quality-of-life situations identified by residents.

### What’s New at HPPD?

A committee of officers created a **new design for patrol vehicle markings**, shown in the cover photograph. Since the new markings are only applied to new vehicles it will be a few years before the entire fleet is updated.

Police to Community or **P2C**, a software program allowing citizens to access reports from any computer with web access, was rolled out in June. The site averages 900 “hits” per day. Records division personnel report over 50% fewer inquiries from insurance companies, an indication that they must be making good use of P2C. To date 21 reports have been submitted on-line; we anticipate an increase in on-line submissions as the public becomes comfortable with the process. These advances, coupled with the impressive work being done by the City’s IT department on our web pages, will make the Police Department even more user-friendly for the public.